

501  
FIRST  
RESIDENCES

## THE RESIDENCES

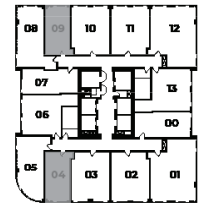
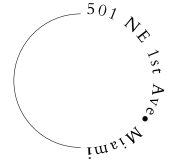
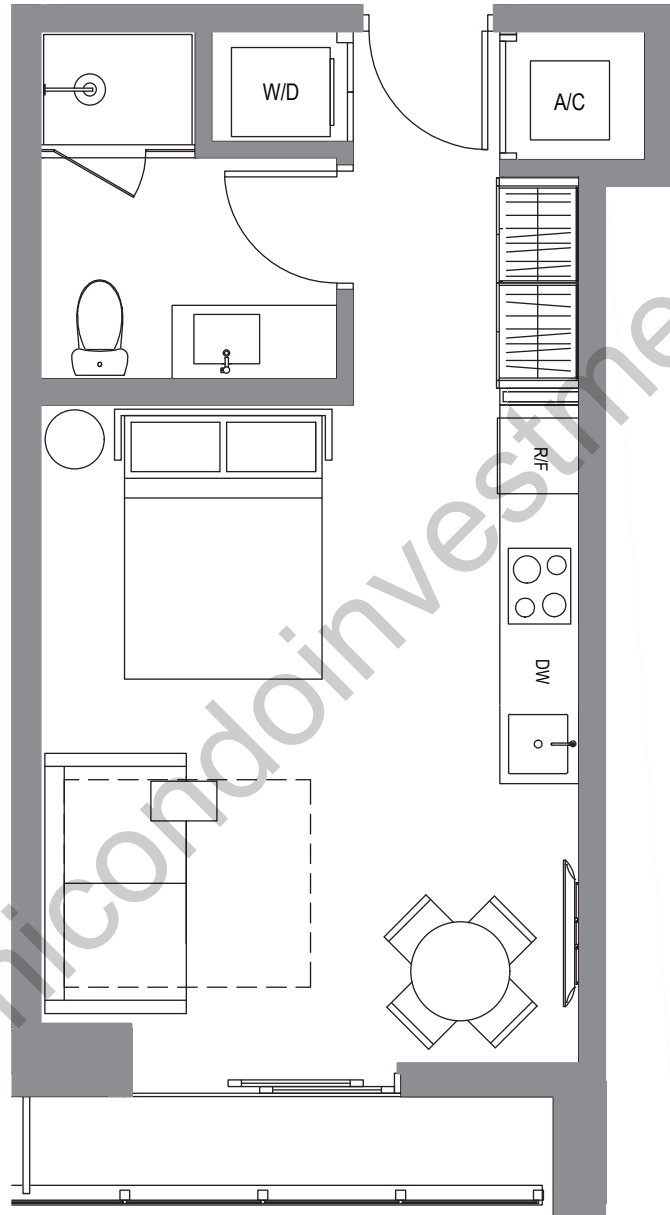
### UNIT 04/09

Studio / 1 Bath

Interior 402 sq. ft. | 37 m<sup>2</sup>  
Exterior\* 38 sq. ft. | 4 m<sup>2</sup>  
**Total 440 sq. ft. | 41 m<sup>2</sup>**

**ADA Units:** 304, 309, 2704  
2909, 3604

\*No balcony on the 3<sup>rd</sup> floor.



ARIA ONEWORLD AQARAT  
PROPERTIES



These drawings are depictions are conceptual only and are for the convenience of reference and including artists renderings. They should not be relied upon as representations, express or implied, of the final detail of the residences or the Condominium. Stated dimensions are measured to the exterior boundaries of the exterior walls and the centerline of interior demising walls and in fact vary from the dimensions that would be determined by using the description and definition of the "Unit" set forth in the Declaration (which generally only includes the interior airspace between the perimeter walls and excludes interior structural components). For your reference, the area of the Unit, determined in accordance with those defined unit boundaries, is set forth on Exhibit "3-1" to the Declaration included in the Prospectus. Note that measurements of rooms set forth on this floor plan are generally taken at the greatest points of each given room (as if the room were a perfect rectangle), without regard for any cutouts. Accordingly, the area of the actual room will typically be smaller than the product obtained by multiplying the stated length times width. All dimensions are approximate and may vary with actual construction, and all floor plans and development plans are subject to change.

ADA UNITS: Designed with certain features to enhance the accessibility of the units for persons with disabilities. These features may include any or all of the following: accessible restrooms (i.e., grab bars, bathtubs, roll in showers, communication devices, accessible water closet), fire alarms and other life safety features with ADA compliances audio and/or visual components, certain features in reach range (i.e., door and cabinet hardware, toilets, mirrors, etc.), open-framed beds, and accessible doorways and walkways.