

PANORAMIC RESIDENCES
RESIDENCES 01
LEVEL 15

4 BEDROOMS
5.5 BATHROOMS
CONV. DEN

INTERIOR: 3,758 SQ. FT. 349 SQ. M.
EXTERIOR: 627 SQ. FT. 58 SQ. M.
TOTAL: 4,385 SQ. FT. 407 SQ. M.

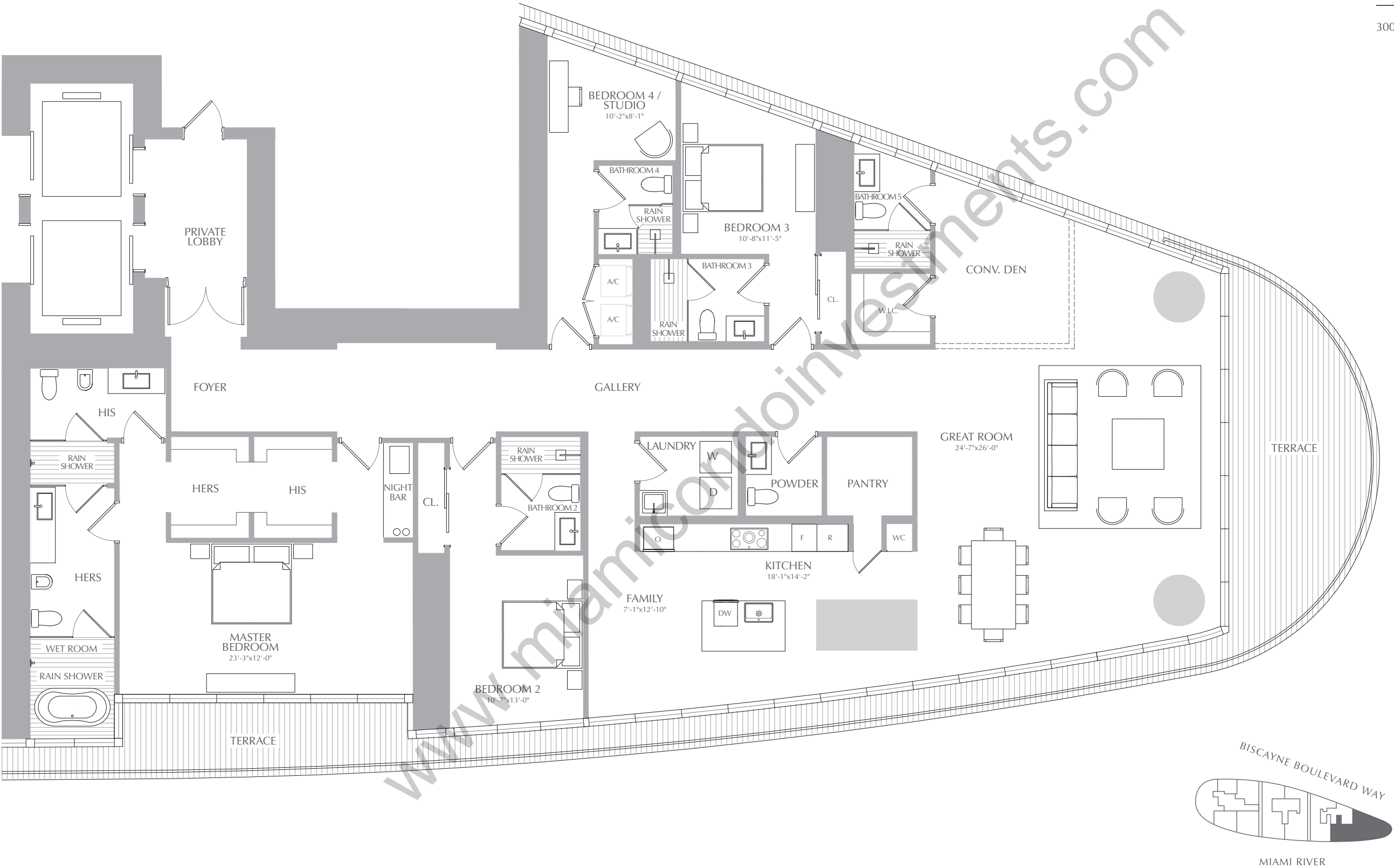


ASTON MARTIN

RESIDENCES

at

300 BISCAYNE BOULEVARD WAY
M I A M I



STATED SQUARE FOOTAGES AND DIMENSIONS ARE MEASURED TO THE EXTERIOR BOUNDARIES OF THE EXTERIOR WALLS AND THE CENTERLINE OF INTERIOR DEMISING WALLS AND IN FACT VARY FROM THE SQUARE FOOTAGE AND DIMENSIONS THAT WOULD BE DETERMINED BY USING THE DESCRIPTION AND DEFINITION OF THE "UNIT" SET FORTH IN THE DECLARATION (WHICH GENERALLY ONLY INCLUDES THE INTERIOR AIRSPACE BETWEEN THE PERIMETER WALLS AND EXCLUDES ALL INTERIOR STRUCTURAL COMPONENTS AND OTHER COMMON ELEMENTS). THIS METHOD IS GENERALLY USED IN SALES MATERIALS AND IS PROVIDED TO ALLOW A PROSPECTIVE BUYER TO COMPARE THE UNITS WITH UNITS IN OTHER CONDOMINIUM PROJECTS THAT UTILIZE THE SAME METHOD. FOR YOUR REFERENCE, THE AREA OF THE UNIT, DETERMINED IN ACCORDANCE WITH THESE DEFINED UNIT BOUNDARIES, IS 4,369 SQ. FT. MEASUREMENTS OF ROOMS SET FORTH ON THIS FLOOR PLAN ARE GENERALLY TAKEN AT THE FARTHEST POINTS OF EACH GIVEN ROOM (AS IF THE ROOM WERE A PERFECT RECTANGLE), WITHOUT REGARD FOR ANY CUTOUTS OR VARIATIONS. ACCORDINGLY, THE AREA OF THE ACTUAL ROOM WILL TYPICALLY BE SMALLER THAN THE PRODUCT OBTAINED BY MULTIPLYING THE STATED LENGTH AND WIDTH. ALL DIMENSIONS ARE ESTIMATES WHICH WILL VARY WITH ACTUAL CONSTRUCTION, AND ALL FLOOR PLANS, SPECIFICATIONS AND OTHER DEVELOPMENT PLANS ARE SUBJECT TO CHANGE AND WILL NOT NECESSARILY ACCURATELY REFLECT THE FINAL PLANS AND SPECIFICATIONS FOR THE DEVELOPMENT. ALL DEPICTIONS OF APPLIANCES, COUNTERS, SOFFITS, FLOOR COVERINGS AND OTHER MATTERS OF DETAIL, INCLUDING, WITHOUT LIMITATION, ITEMS OF FINISH AND DECORATION, ARE CONCEPTUAL ONLY AND ARE NOT NECESSARILY INCLUDED IN EACH UNIT.

PANORAMIC RESIDENCES
RESIDENCES 01
LEVEL 16

4 BEDROOMS
5.5 BATHROOMS
CONV. DEN

INTERIOR: 3,787 SQ. FT. 352 SQ. M.
EXTERIOR: 623 SQ. FT. 58 SQ. M.
TOTAL: 4,410 SQ. FT. 410 SQ. M.

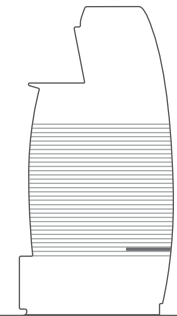
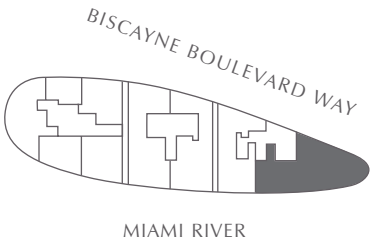
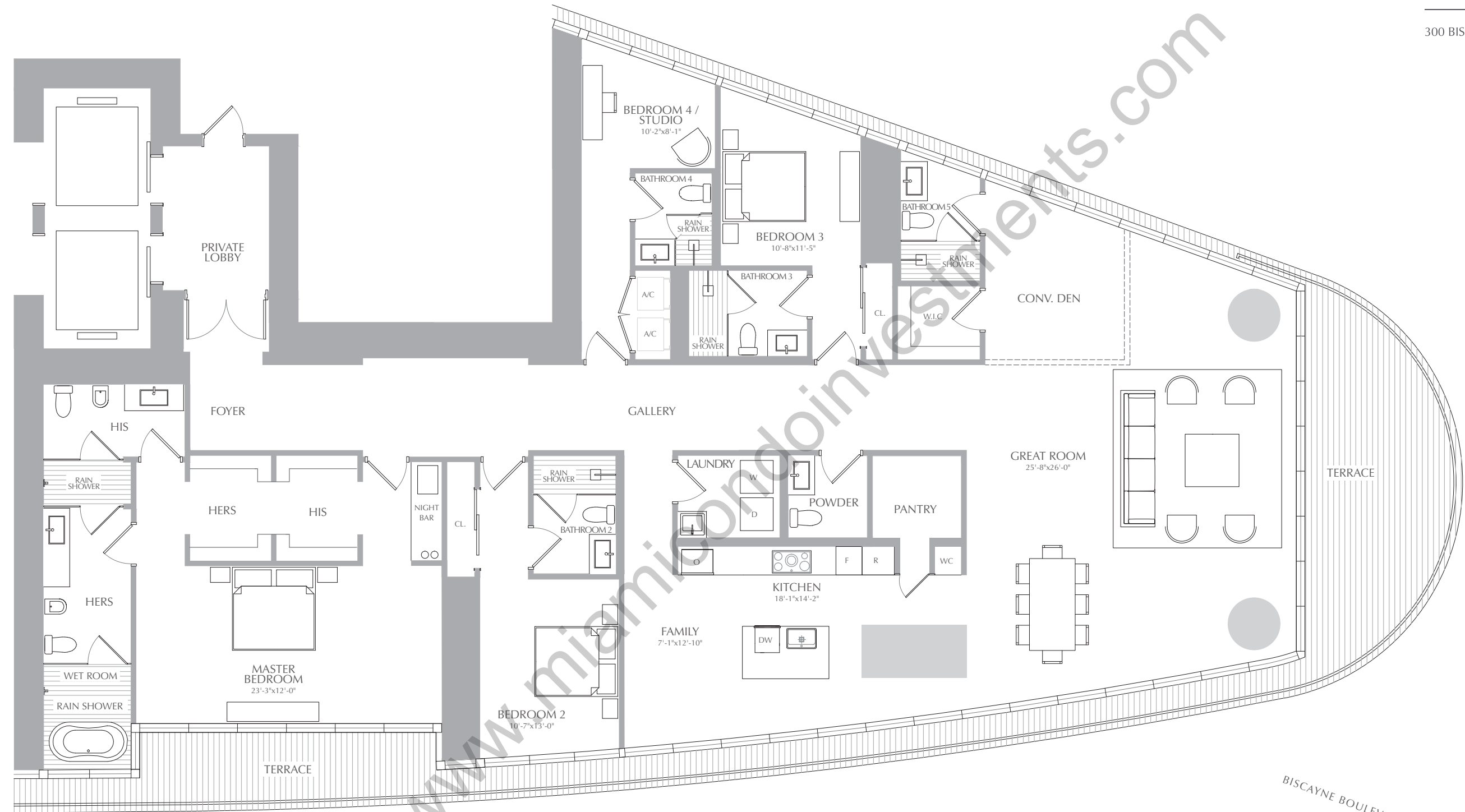


ASTON MARTIN

RESIDENCES

at

300 BISCAYNE BOULEVARD WAY
M I A M I



LEVEL 16
SOUTH ELEVATION



STATED SQUARE FOOTAGES AND DIMENSIONS ARE MEASURED TO THE EXTERIOR BOUNDARIES OF THE EXTERIOR WALLS AND THE CENTERLINE OF INTERIOR DEMISING WALLS AND IN FACT VARY FROM THE SQUARE FOOTAGE AND DIMENSIONS THAT WOULD BE DETERMINED BY USING THE DESCRIPTION AND DEFINITION OF THE "UNIT" SET FORTH IN THE DECLARATION (WHICH GENERALLY ONLY INCLUDES THE INTERIOR AIRSPACE BETWEEN THE PERIMETER WALLS AND EXCLUDES ALL INTERIOR STRUCTURAL COMPONENTS AND OTHER COMMON ELEMENTS). THIS METHOD IS GENERALLY USED IN SALES MATERIALS AND IS PROVIDED TO ALLOW A PROSPECTIVE BUYER TO COMPARE THE UNITS WITH UNITS IN OTHER CONDOMINIUM PROJECTS THAT UTILIZE THE SAME METHOD. FOR YOUR REFERENCE, THE AREA OF THE UNIT, DETERMINED IN ACCORDANCE WITH THESE DEFINED UNIT BOUNDARIES, IS 4,369 SQ. FT. MEASUREMENTS OF ROOMS SET FORTH ON THIS FLOOR PLAN ARE GENERALLY TAKEN AT THE FARTHEST POINTS OF EACH GIVEN ROOM (AS IF THE ROOM WERE A PERFECT RECTANGLE), WITHOUT REGARD FOR ANY CUTOUTS OR VARIATIONS. ACCORDINGLY, THE AREA OF THE ACTUAL ROOM WILL TYPICALLY BE SMALLER THAN THE PRODUCT OBTAINED BY MULTIPLYING THE STATED LENGTH AND WIDTH. ALL DIMENSIONS ARE ESTIMATES WHICH WILL VARY WITH ACTUAL CONSTRUCTION, AND ALL FLOOR PLANS, SPECIFICATIONS AND OTHER DEVELOPMENT PLANS ARE SUBJECT TO CHANGE AND WILL NOT NECESSARILY ACCURATELY REFLECT THE FINAL PLANS AND SPECIFICATIONS FOR THE DEVELOPMENT. ALL DEPICTIONS OF APPLIANCES, COUNTERS, SOFFITS, FLOOR COVERINGS AND OTHER MATTERS OF DETAIL, INCLUDING, WITHOUT LIMITATION, ITEMS OF FINISH AND DECORATION, ARE CONCEPTUAL ONLY AND ARE NOT NECESSARILY INCLUDED IN EACH UNIT.

PANORAMIC RESIDENCES
RESIDENCES 01
LEVEL 17

4 BEDROOMS
5.5 BATHROOMS
CONV. DEN

INTERIOR: 3,816 SQ. FT. 354 SQ. M.
EXTERIOR: 623 SQ. FT. 58 SQ. M.
TOTAL: 4,439 SQ. FT. 412 SQ. M.

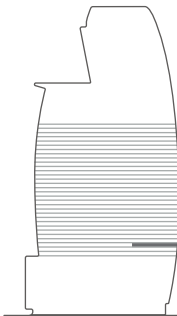
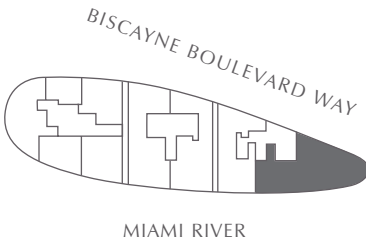
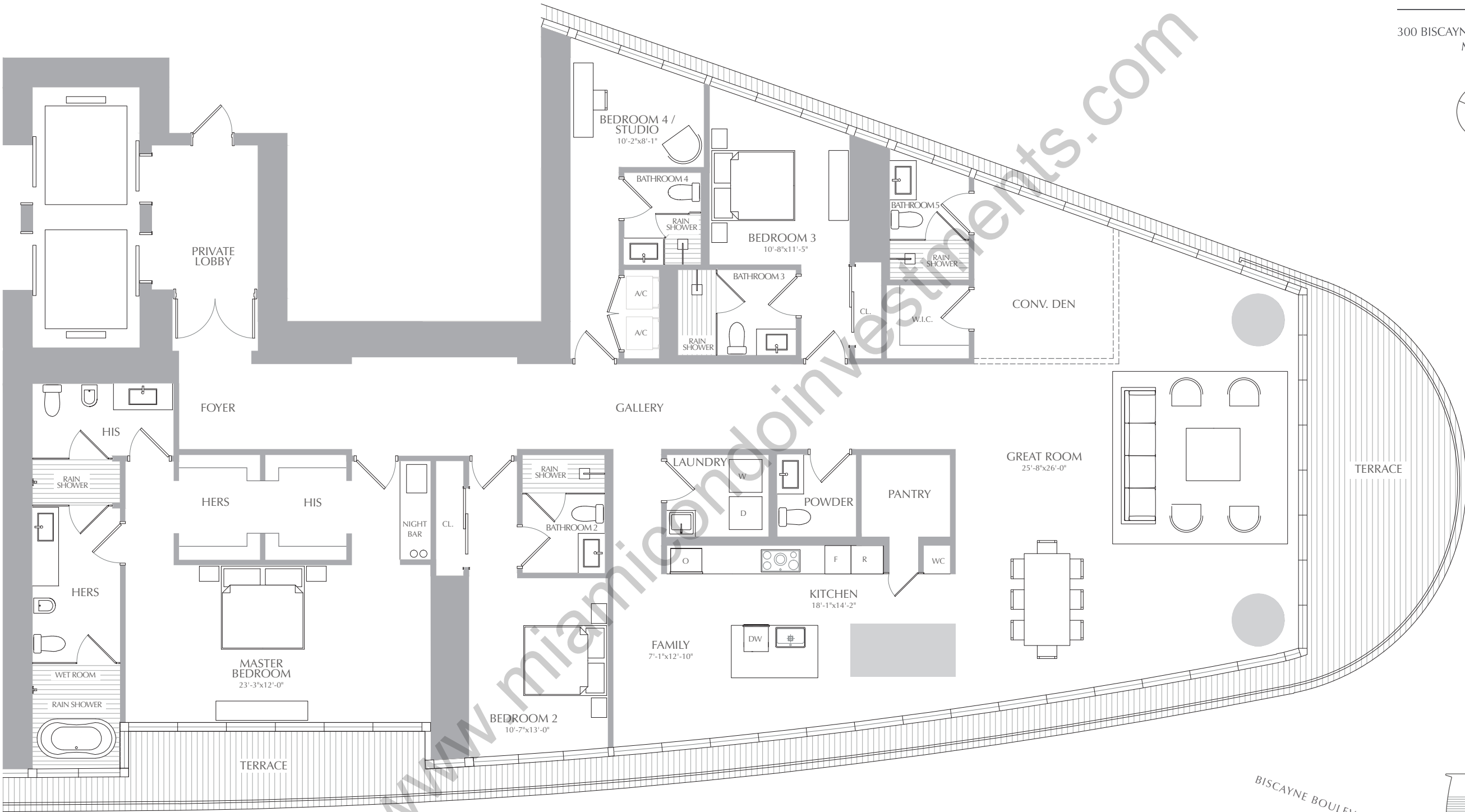


ASTON MARTIN

RESIDENCES

at

300 BISCAYNE BOULEVARD WAY
M I A M I



LEVEL 17
SOUTH ELEVATION



STATED SQUARE FOOTAGES AND DIMENSIONS ARE MEASURED TO THE EXTERIOR BOUNDARIES OF THE EXTERIOR WALLS AND THE CENTERLINE OF INTERIOR DEMISING WALLS AND IN FACT VARY FROM THE SQUARE FOOTAGE AND DIMENSIONS THAT WOULD BE DETERMINED BY USING THE DESCRIPTION AND DEFINITION OF THE "UNIT" SET FORTH IN THE DECLARATION (WHICH GENERALLY ONLY INCLUDES THE INTERIOR AIRSPACE BETWEEN THE PERIMETER WALLS AND EXCLUDES ALL INTERIOR STRUCTURAL COMPONENTS AND OTHER COMMON ELEMENTS). THIS METHOD IS GENERALLY USED IN SALES MATERIALS AND IS PROVIDED TO ALLOW A PROSPECTIVE BUYER TO COMPARE THE UNITS WITH UNITS IN OTHER CONDOMINIUM PROJECTS THAT UTILIZE THE SAME METHOD. FOR YOUR REFERENCE, THE AREA OF THE UNIT, DETERMINED IN ACCORDANCE WITH THESE DEFINED UNIT BOUNDARIES, IS 4,369 SQ. FT. MEASUREMENTS OF ROOMS SET FORTH ON THIS FLOOR PLAN ARE GENERALLY TAKEN AT THE FARTHEST POINTS OF EACH GIVEN ROOM (AS IF THE ROOM WERE A PERFECT RECTANGLE), WITHOUT REGARD FOR ANY CUTOUTS OR VARIATIONS. ACCORDINGLY, THE AREA OF THE ACTUAL ROOM WILL TYPICALLY BE SMALLER THAN THE PRODUCT OBTAINED BY MULTIPLYING THE STATED LENGTH AND WIDTH. ALL DIMENSIONS ARE ESTIMATES WHICH WILL VARY WITH ACTUAL CONSTRUCTION, AND ALL FLOOR PLANS, SPECIFICATIONS AND OTHER DEVELOPMENT PLANS ARE SUBJECT TO CHANGE AND WILL NOT NECESSARILY ACCURATELY REFLECT THE FINAL PLANS AND SPECIFICATIONS FOR THE DEVELOPMENT. ALL DEPICTIONS OF APPLIANCES, COUNTERS, SOFFITS, FLOOR COVERINGS AND OTHER MATTERS OF DETAIL, INCLUDING, WITHOUT LIMITATION, ITEMS OF FINISH AND DECORATION, ARE CONCEPTUAL ONLY AND ARE NOT NECESSARILY INCLUDED IN EACH UNIT.

PANORAMIC RESIDENCES
RESIDENCES 01
LEVEL 18

5 BEDROOMS
5.5 BATHROOMS
FAMILY

INTERIOR: 3,842 SQ. FT. 357 SQ. M.
EXTERIOR: 623 SQ. FT. 58 SQ. M.
TOTAL: 4,465 SQ. FT. 415 SQ. M.

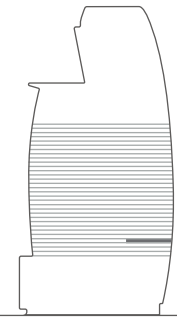
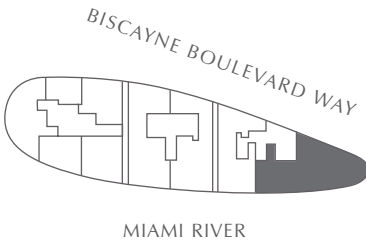
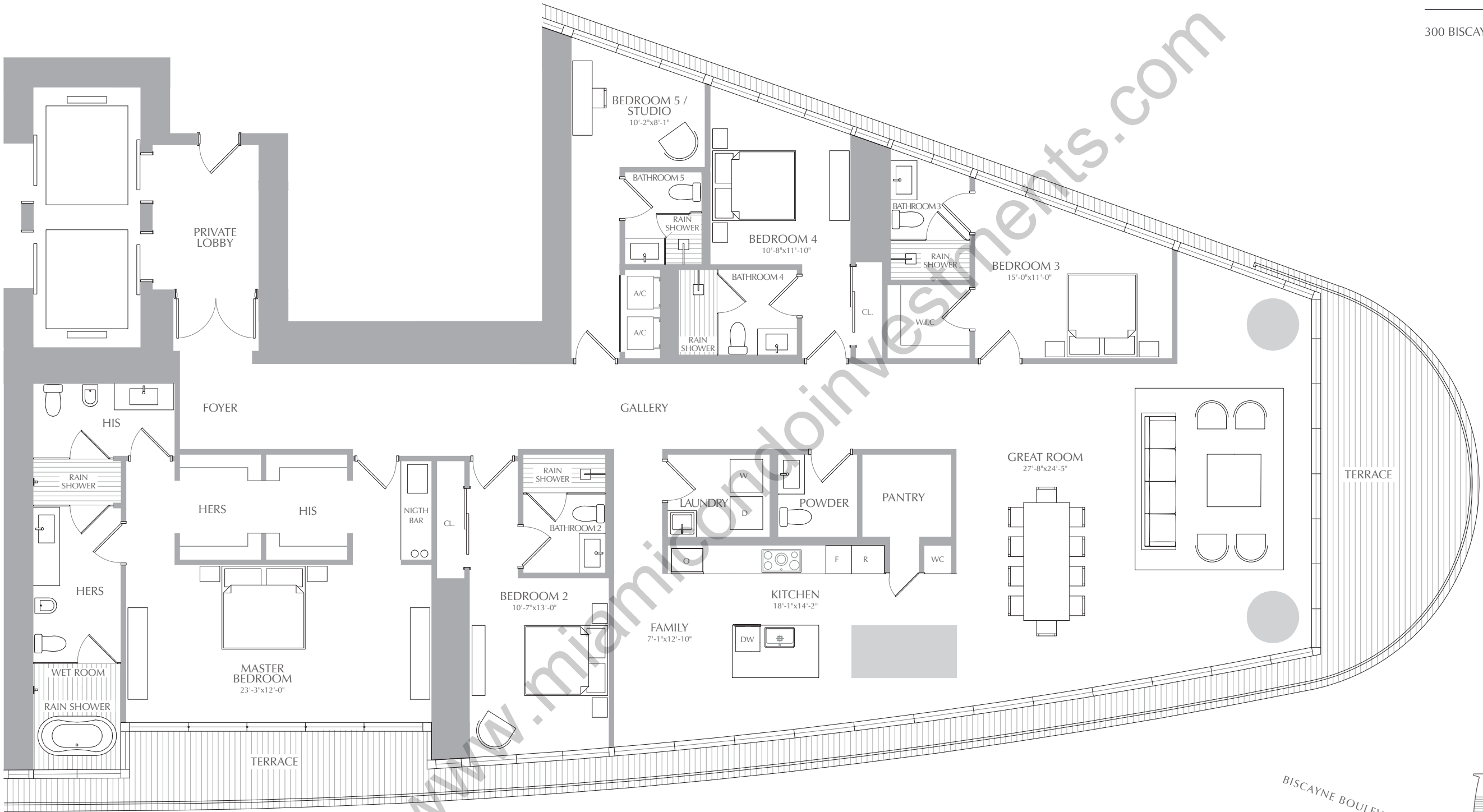


ASTON MARTIN

RESIDENCES

at

300 BISCAYNE BOULEVARD WAY
M I A M I



LEVEL 18
SOUTH ELEVATION



STATED SQUARE FOOTAGES AND DIMENSIONS ARE MEASURED TO THE EXTERIOR BOUNDARIES OF THE EXTERIOR WALLS AND THE CENTERLINE OF INTERIOR DEMISING WALLS AND IN FACT VARY FROM THE SQUARE FOOTAGE AND DIMENSIONS THAT WOULD BE DETERMINED BY USING THE DESCRIPTION AND DEFINITION OF THE "UNIT" SET FORTH IN THE DECLARATION (WHICH GENERALLY ONLY INCLUDES THE INTERIOR AIRSPACE BETWEEN THE PERIMETER WALLS AND EXCLUDES ALL INTERIOR STRUCTURAL COMPONENTS AND OTHER COMMON ELEMENTS). THIS METHOD IS GENERALLY USED IN SALES MATERIALS AND IS PROVIDED TO ALLOW A PROSPECTIVE BUYER TO COMPARE THE UNITS WITH UNITS IN OTHER CONDOMINIUM PROJECTS THAT UTILIZE THE SAME METHOD. FOR YOUR REFERENCE, THE AREA OF THE UNIT, DETERMINED IN ACCORDANCE WITH THESE DEFINED UNIT BOUNDARIES, IS 4,369 SQ. FT. MEASUREMENTS OF ROOMS SET FORTH ON THIS FLOOR PLAN ARE GENERALLY TAKEN AT THE FARTHEST POINTS OF EACH GIVEN ROOM (AS IF THE ROOM WERE A PERFECT RECTANGLE), WITHOUT REGARD FOR ANY CUTOUTS OR VARIATIONS. ACCORDINGLY, THE AREA OF THE ACTUAL ROOM WILL TYPICALLY BE SMALLER THAN THE PRODUCT OBTAINED BY MULTIPLYING THE STATED LENGTH AND WIDTH. ALL DIMENSIONS ARE ESTIMATES WHICH WILL VARY WITH ACTUAL CONSTRUCTION, AND ALL FLOOR PLANS, SPECIFICATIONS AND OTHER DEVELOPMENT PLANS ARE SUBJECT TO CHANGE AND WILL NOT NECESSARILY ACCURATELY REFLECT THE FINAL PLANS AND SPECIFICATIONS FOR THE DEVELOPMENT. ALL DEPICTIONS OF APPLIANCES, COUNTERS, SOFFITS, FLOOR COVERINGS AND OTHER MATTERS OF DETAIL, INCLUDING, WITHOUT LIMITATION, ITEMS OF FINISH AND DECORATION, ARE CONCEPTUAL ONLY AND ARE NOT NECESSARILY INCLUDED IN EACH UNIT.

PANORAMIC RESIDENCES
RESIDENCES 01
LEVEL 19

5 BEDROOMS
5.5 BATHROOMS
FAMILY

INTERIOR: 3,865 SQ. FT. 359 SQ. M.
EXTERIOR: 623 SQ. FT. 58 SQ. M.
TOTAL: 4,488 SQ. FT. 417 SQ. M.

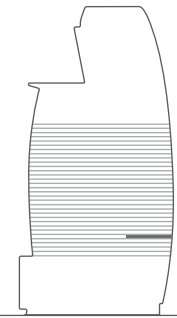
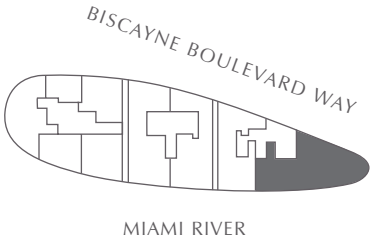
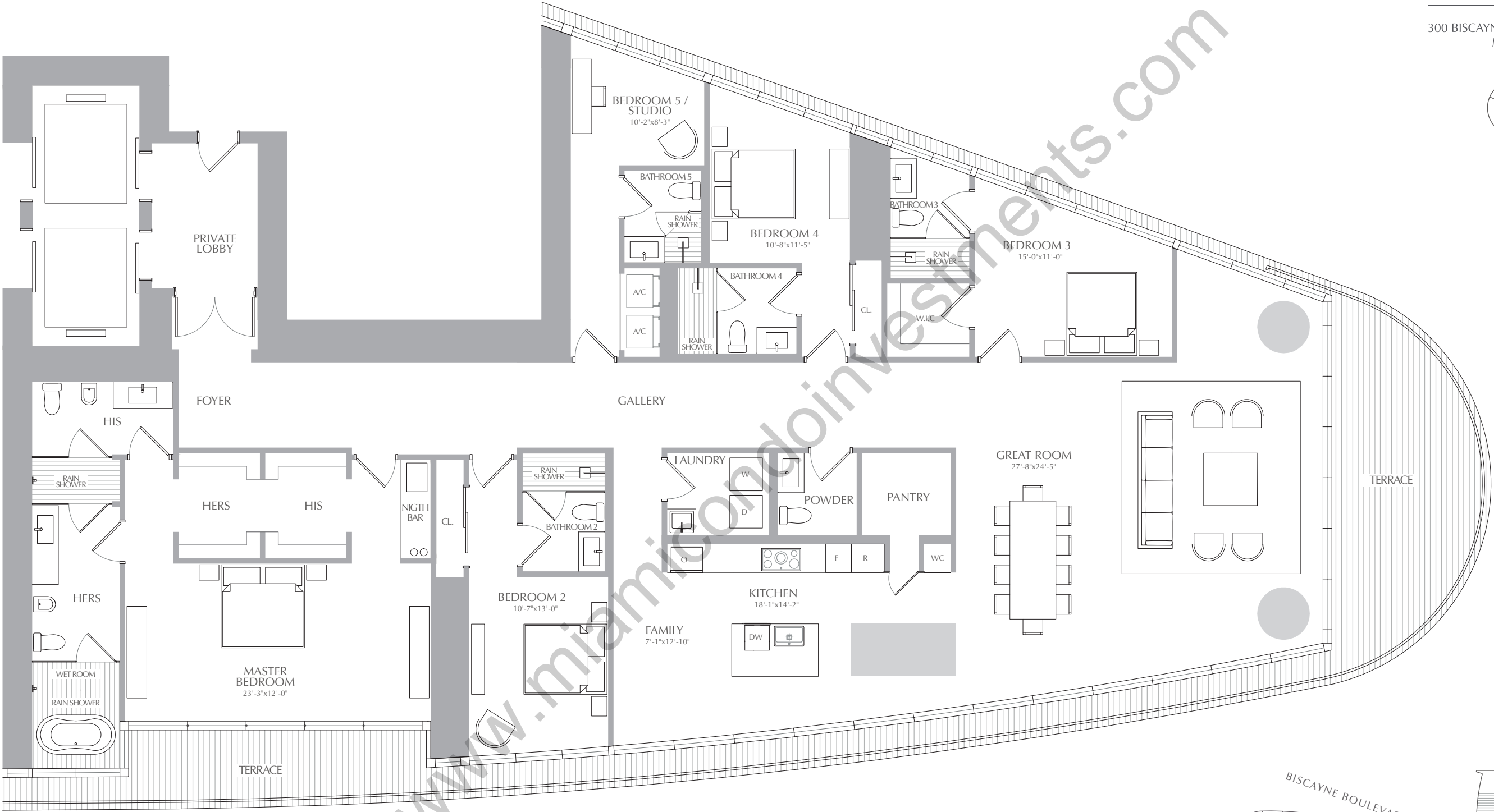


ASTON MARTIN

RESIDENCES

at

300 BISCAYNE BOULEVARD WAY
M I A M I



LEVEL 19
SOUTH ELEVATION



STATED SQUARE FOOTAGES AND DIMENSIONS ARE MEASURED TO THE EXTERIOR BOUNDARIES OF THE EXTERIOR WALLS AND THE CENTERLINE OF INTERIOR DEMISING WALLS AND IN FACT VARY FROM THE SQUARE FOOTAGE AND DIMENSIONS THAT WOULD BE DETERMINED BY USING THE DESCRIPTION AND DEFINITION OF THE "UNIT" SET FORTH IN THE DECLARATION (WHICH GENERALLY ONLY INCLUDES THE INTERIOR AIRSPACE BETWEEN THE PERIMETER WALLS AND EXCLUDES ALL INTERIOR STRUCTURAL COMPONENTS AND OTHER COMMON ELEMENTS). THIS METHOD IS GENERALLY USED IN SALES MATERIALS AND IS PROVIDED TO ALLOW A PROSPECTIVE BUYER TO COMPARE THE UNITS WITH UNITS IN OTHER CONDOMINIUM PROJECTS THAT UTILIZE THE SAME METHOD. FOR YOUR REFERENCE, THE AREA OF THE UNIT, DETERMINED IN ACCORDANCE WITH THESE DEFINED UNIT BOUNDARIES, IS 4,369 SQ. FT. MEASUREMENTS OF ROOMS SET FORTH ON THIS FLOOR PLAN ARE GENERALLY TAKEN AT THE FARTHEST POINTS OF EACH GIVEN ROOM (AS IF THE ROOM WERE A PERFECT RECTANGLE), WITHOUT REGARD FOR ANY CUTOUTS OR VARIATIONS. ACCORDINGLY, THE AREA OF THE ACTUAL ROOM WILL TYPICALLY BE SMALLER THAN THE PRODUCT OBTAINED BY MULTIPLYING THE STATED LENGTH AND WIDTH. ALL DIMENSIONS ARE ESTIMATES WHICH WILL VARY WITH ACTUAL CONSTRUCTION, AND ALL FLOOR PLANS, SPECIFICATIONS AND OTHER DEVELOPMENT PLANS ARE SUBJECT TO CHANGE AND WILL NOT NECESSARILY ACCURATELY REFLECT THE FINAL PLANS AND SPECIFICATIONS FOR THE DEVELOPMENT. ALL DEPICTIONS OF APPLIANCES, COUNTERS, SOFFITS, FLOOR COVERINGS AND OTHER MATTERS OF DETAIL, INCLUDING, WITHOUT LIMITATION, ITEMS OF FINISH AND DECORATION, ARE CONCEPTUAL ONLY AND ARE NOT NECESSARILY INCLUDED IN EACH UNIT.

PANORAMIC RESIDENCES
RESIDENCES 01
LEVEL 20

5 BEDROOMS
5.5 BATHROOMS
FAMILY

INTERIOR: 3,887 SQ. FT. 361 SQ. M.
EXTERIOR: 623 SQ. FT. 58 SQ. M.
TOTAL: 4,510 SQ. FT. 419 SQ. M.

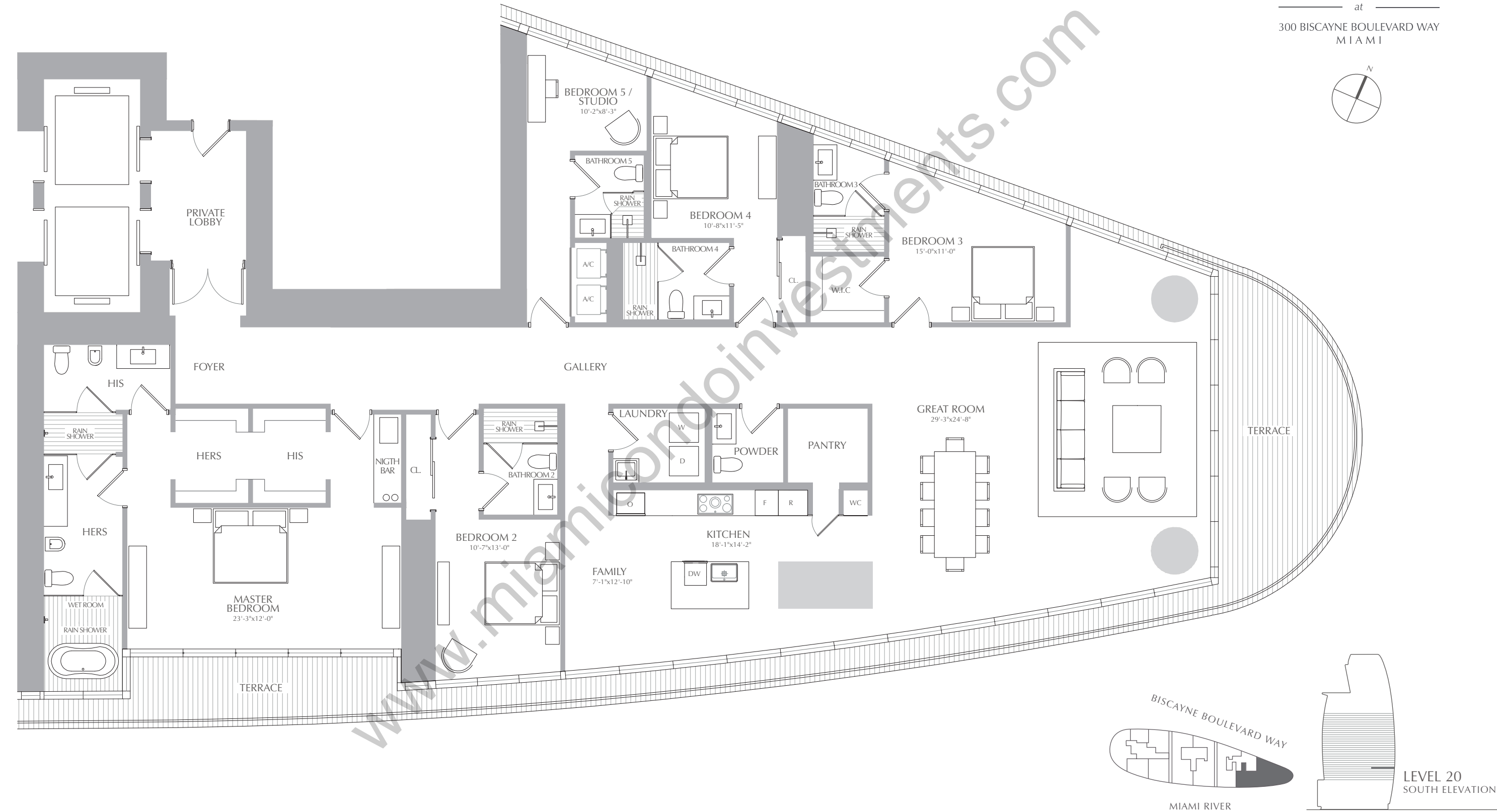


ASTON MARTIN

RESIDENCES

at

300 BISCAYNE BOULEVARD WAY
M I A M I



STATED SQUARE FOOTAGES AND DIMENSIONS ARE MEASURED TO THE EXTERIOR BOUNDARIES OF THE EXTERIOR WALLS AND THE CENTERLINE OF INTERIOR DEMISING WALLS AND IN FACT VARY FROM THE SQUARE FOOTAGE AND DIMENSIONS THAT WOULD BE DETERMINED BY USING THE DESCRIPTION AND DEFINITION OF THE "UNIT" SET FORTH IN THE DECLARATION (WHICH GENERALLY ONLY INCLUDES THE INTERIOR AIRSPACE BETWEEN THE PERIMETER WALLS AND EXCLUDES ALL INTERIOR STRUCTURAL COMPONENTS AND OTHER COMMON ELEMENTS). THIS METHOD IS GENERALLY USED IN SALES MATERIALS AND IS PROVIDED TO ALLOW A PROSPECTIVE BUYER TO COMPARE THE UNITS WITH UNITS IN OTHER CONDOMINIUM PROJECTS THAT UTILIZE THE SAME METHOD. FOR YOUR REFERENCE, THE AREA OF THE UNIT, DETERMINED IN ACCORDANCE WITH THESE DEFINED UNIT BOUNDARIES, IS 4,369 SQ. FT. MEASUREMENTS OF ROOMS SET FORTH ON THIS FLOOR PLAN ARE GENERALLY TAKEN AT THE FARTHEST POINTS OF EACH GIVEN ROOM (AS IF THE ROOM WERE A PERFECT RECTANGLE), WITHOUT REGARD FOR ANY CUTOUTS OR VARIATIONS. ACCORDINGLY, THE AREA OF THE ACTUAL ROOM WILL TYPICALLY BE SMALLER THAN THE PRODUCT OBTAINED BY MULTIPLYING THE STATED LENGTH AND WIDTH. ALL DIMENSIONS ARE ESTIMATES WHICH WILL VARY WITH ACTUAL CONSTRUCTION, AND ALL FLOOR PLANS, SPECIFICATIONS AND OTHER DEVELOPMENT PLANS ARE SUBJECT TO CHANGE AND WILL NOT NECESSARILY ACCURATELY REFLECT THE FINAL PLANS AND SPECIFICATIONS FOR THE DEVELOPMENT. ALL DEPICTIONS OF APPLIANCES, COUNTERS, SOFFITS, FLOOR COVERINGS AND OTHER MATTERS OF DETAIL, INCLUDING, WITHOUT LIMITATION, ITEMS OF FINISH AND DECORATION, ARE CONCEPTUAL ONLY AND ARE NOT NECESSARILY INCLUDED IN EACH UNIT.

PANORAMIC RESIDENCES
RESIDENCES 01
LEVEL 21

5 BEDROOMS
5.5 BATHROOMS
FAMILY

INTERIOR: 3,906 SQ. FT. 363 SQ. M.
EXTERIOR: 623 SQ. FT. 58 SQ. M.
TOTAL: 4,529 SQ. FT. 421 SQ. M.

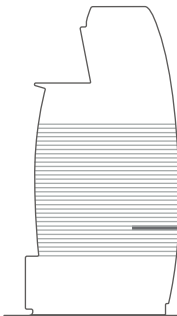
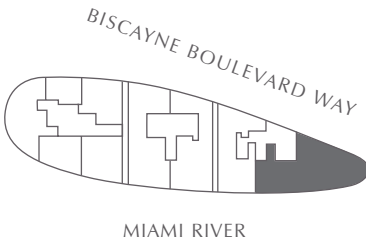
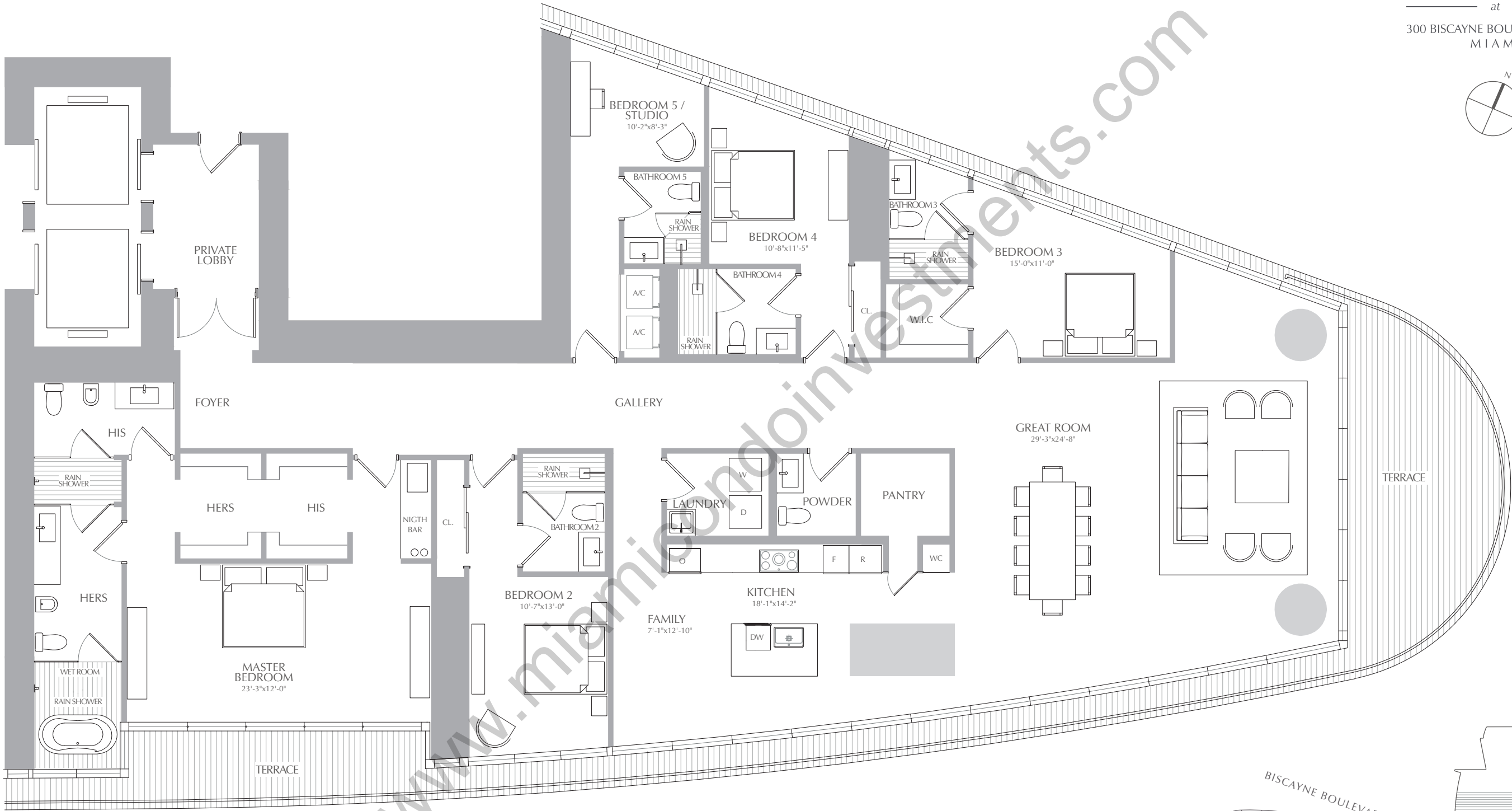


ASTON MARTIN

RESIDENCES

at

300 BISCAYNE BOULEVARD WAY
M I A M I



LEVEL 21
SOUTH ELEVATION



STATED SQUARE FOOTAGES AND DIMENSIONS ARE MEASURED TO THE EXTERIOR BOUNDARIES OF THE EXTERIOR WALLS AND THE CENTERLINE OF INTERIOR DEMISING WALLS AND IN FACT VARY FROM THE SQUARE FOOTAGE AND DIMENSIONS THAT WOULD BE DETERMINED BY USING THE DESCRIPTION AND DEFINITION OF THE "UNIT" SET FORTH IN THE DECLARATION (WHICH GENERALLY ONLY INCLUDES THE INTERIOR AIRSPACE BETWEEN THE PERIMETER WALLS AND EXCLUDES ALL INTERIOR STRUCTURAL COMPONENTS AND OTHER COMMON ELEMENTS). THIS METHOD IS GENERALLY USED IN SALES MATERIALS AND IS PROVIDED TO ALLOW A PROSPECTIVE BUYER TO COMPARE THE UNITS WITH UNITS IN OTHER CONDOMINIUM PROJECTS THAT UTILIZE THE SAME METHOD. FOR YOUR REFERENCE, THE AREA OF THE UNIT, DETERMINED IN ACCORDANCE WITH THESE DEFINED UNIT BOUNDARIES, IS 4,369 SQ. FT. MEASUREMENTS OF ROOMS SET FORTH ON THIS FLOOR PLAN ARE GENERALLY TAKEN AT THE FARTHEST POINTS OF EACH GIVEN ROOM (AS IF THE ROOM WERE A PERFECT RECTANGLE), WITHOUT REGARD FOR ANY CUTOUTS OR VARIATIONS. ACCORDINGLY, THE AREA OF THE ACTUAL ROOM WILL TYPICALLY BE SMALLER THAN THE PRODUCT OBTAINED BY MULTIPLYING THE STATED LENGTH AND WIDTH. ALL DIMENSIONS ARE ESTIMATES WHICH WILL VARY WITH ACTUAL CONSTRUCTION, AND ALL FLOOR PLANS, SPECIFICATIONS AND OTHER DEVELOPMENT PLANS ARE SUBJECT TO CHANGE AND WILL NOT NECESSARILY ACCURATELY REFLECT THE FINAL PLANS AND SPECIFICATIONS FOR THE DEVELOPMENT. ALL DEPICTIONS OF APPLIANCES, COUNTERS, SOFFITS, FLOOR COVERINGS AND OTHER MATTERS OF DETAIL, INCLUDING, WITHOUT LIMITATION, ITEMS OF FINISH AND DECORATION, ARE CONCEPTUAL ONLY AND ARE NOT NECESSARILY INCLUDED IN EACH UNIT.

PANORAMIC RESIDENCES
RESIDENCES 01
LEVEL 22

5 BEDROOMS
5.5 BATHROOMS
FAMILY + LIBRARY

INTERIOR: 3,922 SQ. FT. 364 SQ. M.
EXTERIOR: 623 SQ. FT. 58 SQ. M.
TOTAL: 4,545 SQ. FT. 422 SQ. M.

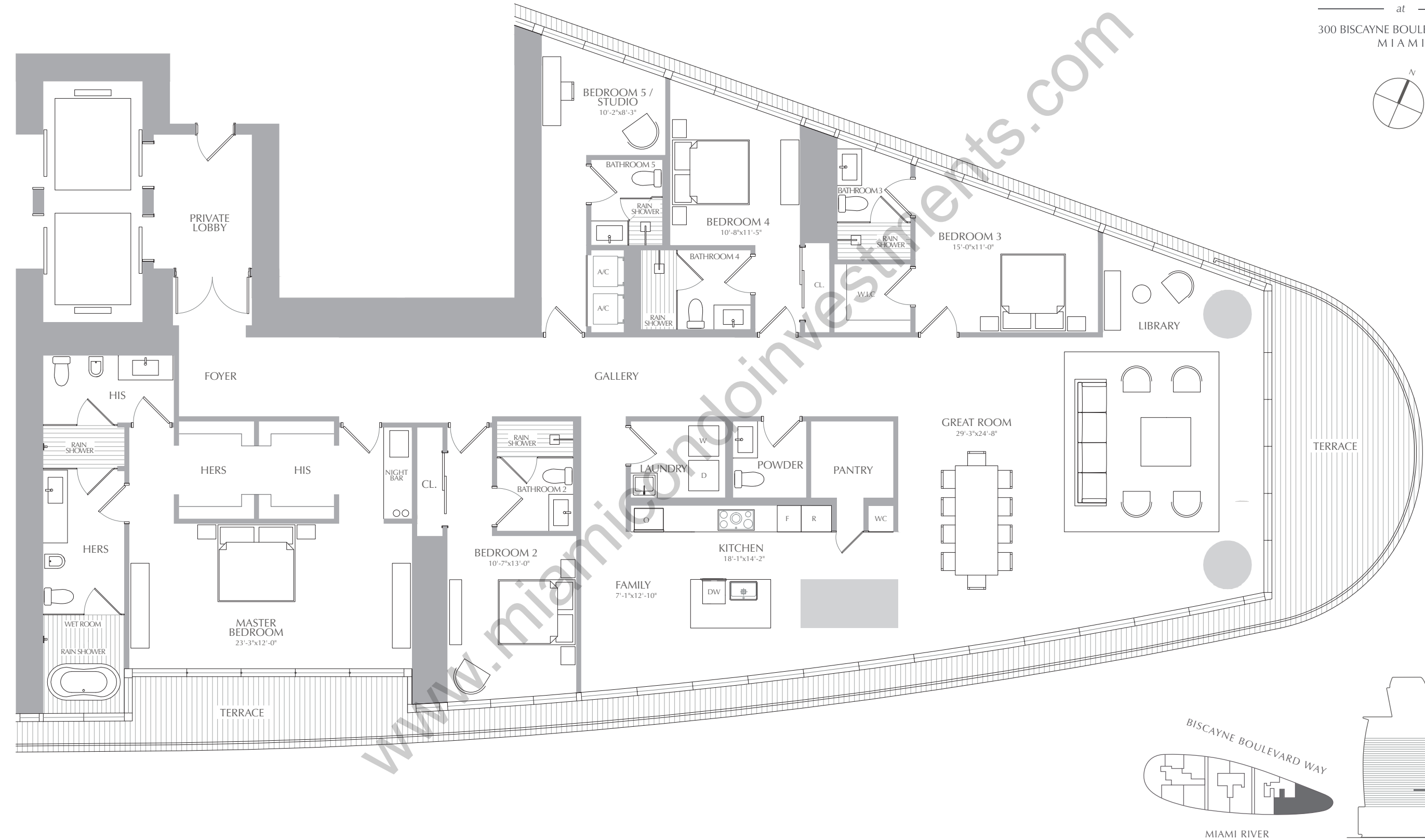


ASTON MARTIN

RESIDENCES

at

300 BISCAYNE BOULEVARD WAY
M I A M I



STATED SQUARE FOOTAGES AND DIMENSIONS ARE MEASURED TO THE EXTERIOR BOUNDARIES OF THE EXTERIOR WALLS AND THE CENTERLINE OF INTERIOR DEMISING WALLS AND IN FACT VARY FROM THE SQUARE FOOTAGE AND DIMENSIONS THAT WOULD BE DETERMINED BY USING THE DESCRIPTION AND DEFINITION OF THE "UNIT" SET FORTH IN THE DECLARATION (WHICH GENERALLY ONLY INCLUDES THE INTERIOR AIRSPACE BETWEEN THE PERIMETER WALLS AND EXCLUDES ALL INTERIOR STRUCTURAL COMPONENTS AND OTHER COMMON ELEMENTS). THIS METHOD IS GENERALLY USED IN SALES MATERIALS AND IS PROVIDED TO ALLOW A PROSPECTIVE BUYER TO COMPARE THE UNITS WITH UNITS IN OTHER CONDOMINIUM PROJECTS THAT UTILIZE THE SAME METHOD. FOR YOUR REFERENCE, THE AREA OF THE UNIT, DETERMINED IN ACCORDANCE WITH THESE DEFINED UNIT BOUNDARIES, IS 4,369 SQ. FT. MEASUREMENTS OF ROOMS SET FORTH ON THIS FLOOR PLAN ARE GENERALLY TAKEN AT THE FARTHEST POINTS OF EACH GIVEN ROOM (AS IF THE ROOM WERE A PERFECT RECTANGLE), WITHOUT REGARD FOR ANY CUTOUTS OR VARIATIONS. ACCORDINGLY, THE AREA OF THE ACTUAL ROOM WILL TYPICALLY BE SMALLER THAN THE PRODUCT OBTAINED BY MULTIPLYING THE STATED LENGTH AND WIDTH. ALL DIMENSIONS ARE ESTIMATES WHICH WILL VARY WITH ACTUAL CONSTRUCTION, AND ALL FLOOR PLANS, SPECIFICATIONS AND OTHER DEVELOPMENT PLANS ARE SUBJECT TO CHANGE AND WILL NOT NECESSARILY ACCURATELY REFLECT THE FINAL PLANS AND SPECIFICATIONS FOR THE DEVELOPMENT. ALL DEPICTIONS OF APPLIANCES, COUNTERS, SOFFITS, FLOOR COVERINGS AND OTHER MATTERS OF DETAIL, INCLUDING, WITHOUT LIMITATION, ITEMS OF FINISH AND DECORATION, ARE CONCEPTUAL ONLY AND ARE NOT NECESSARILY INCLUDED IN EACH UNIT.

PANORAMIC RESIDENCES
RESIDENCES 01
LEVEL 23

5 BEDROOMS
5.5 BATHROOMS
FAMILY + LIBRARY

INTERIOR: 3,937 SQ. FT. 366 SQ. M.
EXTERIOR: 623 SQ. FT. 58 SQ. M.
TOTAL: 4,560 SQ. FT. 424 SQ. M.

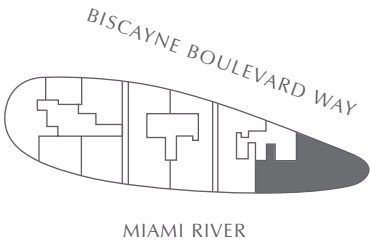
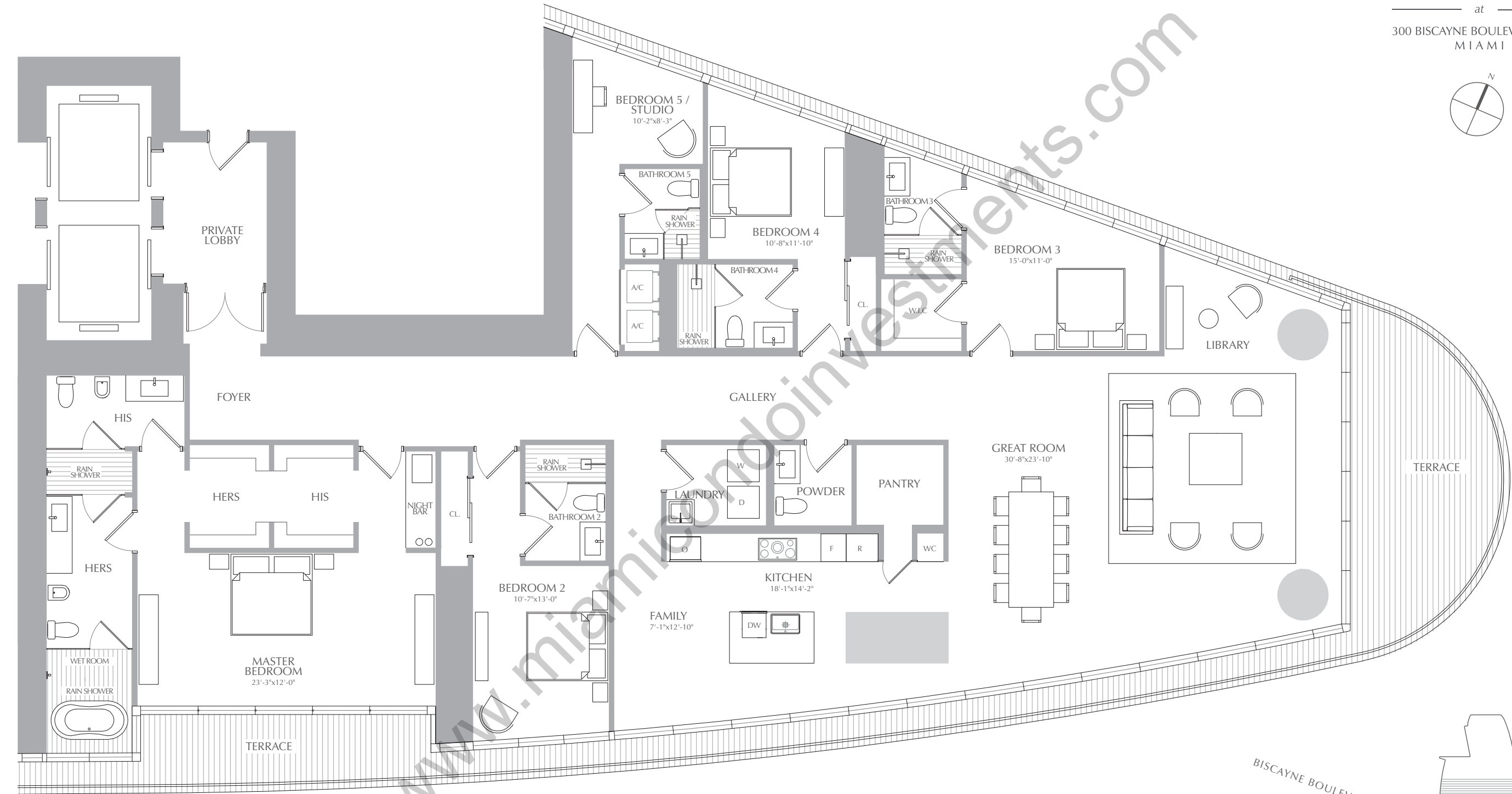


ASTON MARTIN

RESIDENCES

at

300 BISCAYNE BOULEVARD WAY
M I A M I



LEVEL 23
SOUTH ELEVATION



STATED SQUARE FOOTAGES AND DIMENSIONS ARE MEASURED TO THE EXTERIOR BOUNDARIES OF THE EXTERIOR WALLS AND THE CENTERLINE OF INTERIOR DEMISING WALLS AND IN FACT VARY FROM THE SQUARE FOOTAGE AND DIMENSIONS THAT WOULD BE DETERMINED BY USING THE DESCRIPTION AND DEFINITION OF THE "UNIT" SET FORTH IN THE DECLARATION (WHICH GENERALLY ONLY INCLUDES THE INTERIOR AIRSPACE BETWEEN THE PERIMETER WALLS AND EXCLUDES ALL INTERIOR STRUCTURAL COMPONENTS AND OTHER COMMON ELEMENTS). THIS METHOD IS GENERALLY USED IN SALES MATERIALS AND IS PROVIDED TO ALLOW A PROSPECTIVE BUYER TO COMPARE THE UNITS WITH UNITS IN OTHER CONDOMINIUM PROJECTS THAT UTILIZE THE SAME METHOD. FOR YOUR REFERENCE, THE AREA OF THE UNIT, DETERMINED IN ACCORDANCE WITH THESE DEFINED UNIT BOUNDARIES, IS 4,369 SQ. FT. MEASUREMENTS OF ROOMS SET FORTH ON THIS FLOOR PLAN ARE GENERALLY TAKEN AT THE FARTHEST POINTS OF EACH GIVEN ROOM (AS IF THE ROOM WERE A PERFECT RECTANGLE), WITHOUT REGARD FOR ANY CUTOUTS OR VARIATIONS. ACCORDINGLY, THE AREA OF THE ACTUAL ROOM WILL TYPICALLY BE SMALLER THAN THE PRODUCT OBTAINED BY MULTIPLYING THE STATED LENGTH AND WIDTH. ALL DIMENSIONS ARE ESTIMATES WHICH WILL VARY WITH ACTUAL CONSTRUCTION, AND ALL FLOOR PLANS, SPECIFICATIONS AND OTHER DEVELOPMENT PLANS ARE SUBJECT TO CHANGE AND WILL NOT NECESSARILY ACCURATELY REFLECT THE FINAL PLANS AND SPECIFICATIONS FOR THE DEVELOPMENT. ALL DEPICTIONS OF APPLIANCES, COUNTERS, SOFFITS, FLOOR COVERINGS AND OTHER MATTERS OF DETAIL, INCLUDING, WITHOUT LIMITATION, ITEMS OF FINISH AND DECORATION, ARE CONCEPTUAL ONLY AND ARE NOT NECESSARILY INCLUDED IN EACH UNIT.

PANORAMIC RESIDENCES
RESIDENCES 01
LEVEL 24

5 BEDROOMS
5.5 BATHROOMS
FAMILY + LIBRARY

INTERIOR: 3,950 SQ. FT. 367 SQ. M.
EXTERIOR: 623 SQ. FT. 58 SQ. M.
TOTAL: 4,573 SQ. FT. 425 SQ. M.

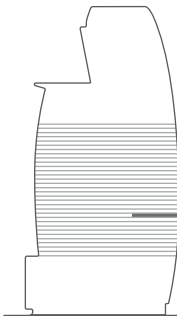
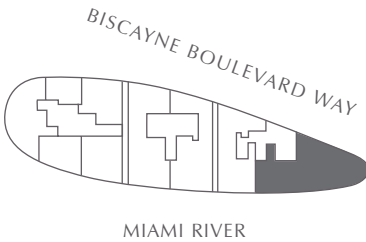
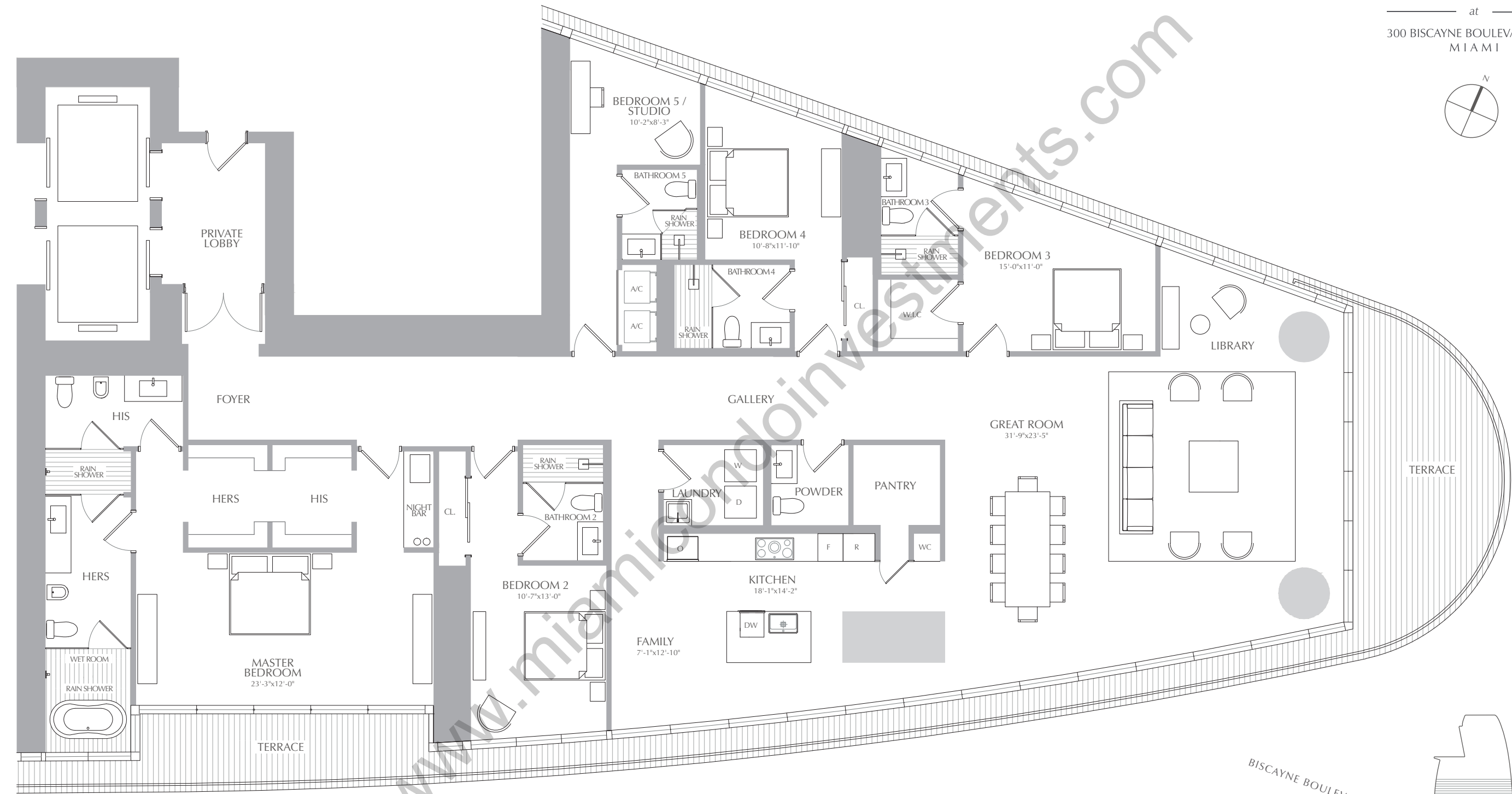


ASTON MARTIN

RESIDENCES

at

300 BISCAYNE BOULEVARD WAY
M I A M I



LEVEL 24
SOUTH ELEVATION



STATED SQUARE FOOTAGES AND DIMENSIONS ARE MEASURED TO THE EXTERIOR BOUNDARIES OF THE EXTERIOR WALLS AND THE CENTERLINE OF INTERIOR DEMISING WALLS AND IN FACT VARY FROM THE SQUARE FOOTAGE AND DIMENSIONS THAT WOULD BE DETERMINED BY USING THE DESCRIPTION AND DEFINITION OF THE "UNIT" SET FORTH IN THE DECLARATION (WHICH GENERALLY ONLY INCLUDES THE INTERIOR AIRSPACE BETWEEN THE PERIMETER WALLS AND EXCLUDES ALL INTERIOR STRUCTURAL COMPONENTS AND OTHER COMMON ELEMENTS). THIS METHOD IS GENERALLY USED IN SALES MATERIALS AND IS PROVIDED TO ALLOW A PROSPECTIVE BUYER TO COMPARE THE UNITS WITH UNITS IN OTHER CONDOMINIUM PROJECTS THAT UTILIZE THE SAME METHOD. FOR YOUR REFERENCE, THE AREA OF THE UNIT, DETERMINED IN ACCORDANCE WITH THESE DEFINED UNIT BOUNDARIES, IS 4,369 SQ. FT. MEASUREMENTS OF ROOMS SET FORTH ON THIS FLOOR PLAN ARE GENERALLY TAKEN AT THE FARTHEST POINTS OF EACH GIVEN ROOM (AS IF THE ROOM WERE A PERFECT RECTANGLE), WITHOUT REGARD FOR ANY CUTOUTS OR VARIATIONS. ACCORDINGLY, THE AREA OF THE ACTUAL ROOM WILL TYPICALLY BE SMALLER THAN THE PRODUCT OBTAINED BY MULTIPLYING THE STATED LENGTH AND WIDTH. ALL DIMENSIONS ARE ESTIMATES WHICH WILL VARY WITH ACTUAL CONSTRUCTION, AND ALL FLOOR PLANS, SPECIFICATIONS AND OTHER DEVELOPMENT PLANS ARE SUBJECT TO CHANGE AND WILL NOT NECESSARILY ACCURATELY REFLECT THE FINAL PLANS AND SPECIFICATIONS FOR THE DEVELOPMENT. ALL DEPICTIONS OF APPLIANCES, COUNTERS, SOFFITS, FLOOR COVERINGS AND OTHER MATTERS OF DETAIL, INCLUDING, WITHOUT LIMITATION, ITEMS OF FINISH AND DECORATION, ARE CONCEPTUAL ONLY AND ARE NOT NECESSARILY INCLUDED IN EACH UNIT.

PANORAMIC RESIDENCES
RESIDENCES 01
LEVEL 25

5 BEDROOMS
5.5 BATHROOMS
FAMILY + LIBRARY

INTERIOR: 3,961 SQ. FT. 368 SQ. M.
EXTERIOR: 623 SQ. FT. 58 SQ. M.
TOTAL: 4,584 SQ. FT. 426 SQ. M.

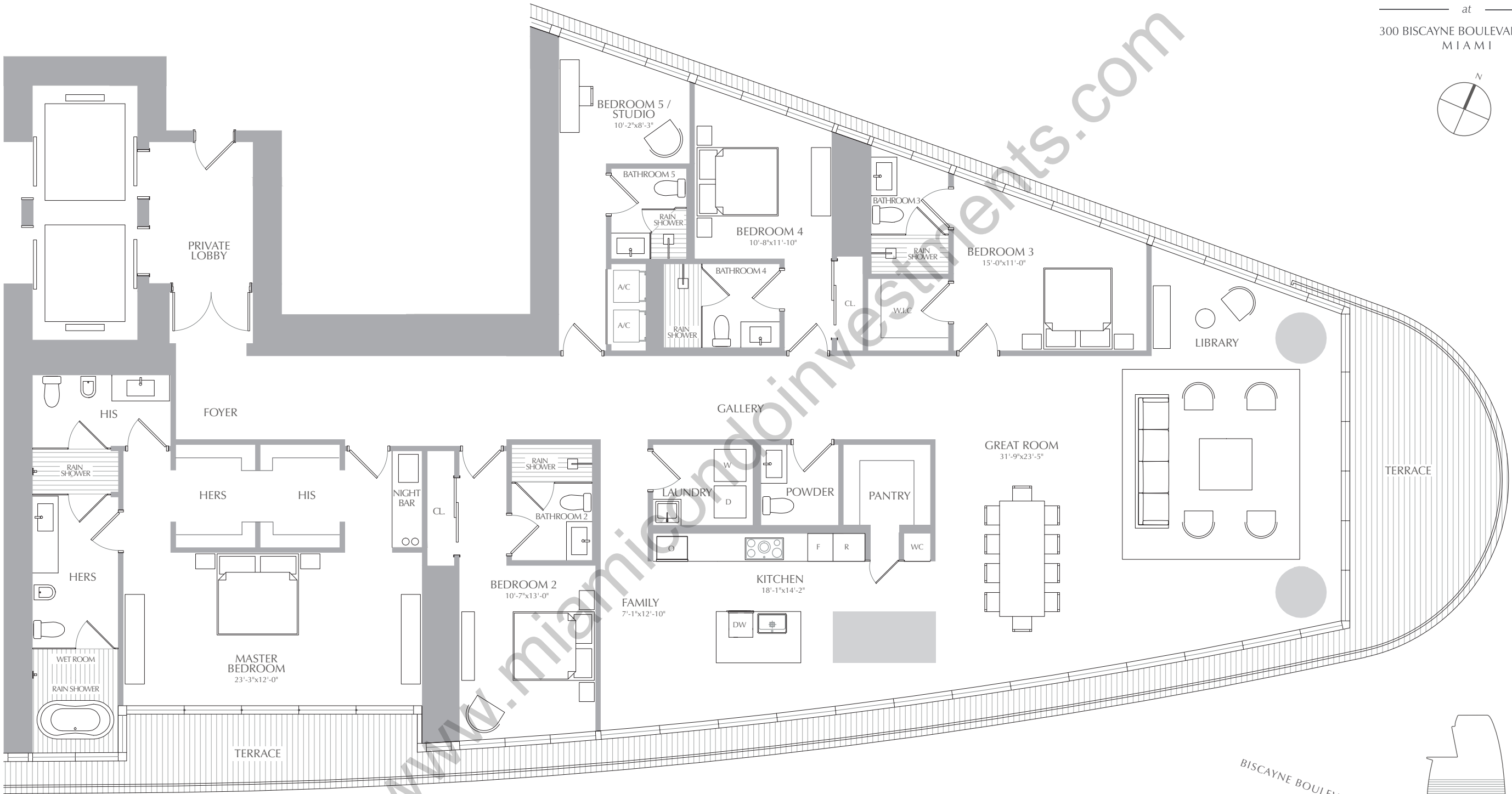


ASTON MARTIN

RESIDENCES

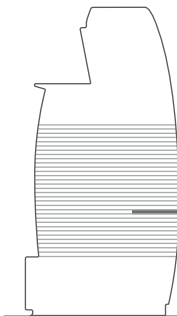
at

300 BISCAYNE BOULEVARD WAY
M I A M I



BISCAYNE BOULEVARD WAY

MIAMI RIVER



LEVEL 25
SOUTH ELEVATION



STATED SQUARE FOOTAGES AND DIMENSIONS ARE MEASURED TO THE EXTERIOR BOUNDARIES OF THE EXTERIOR WALLS AND THE CENTERLINE OF INTERIOR DEMISING WALLS AND IN FACT VARY FROM THE SQUARE FOOTAGE AND DIMENSIONS THAT WOULD BE DETERMINED BY USING THE DESCRIPTION AND DEFINITION OF THE "UNIT" SET FORTH IN THE DECLARATION (WHICH GENERALLY ONLY INCLUDES THE INTERIOR AIRSPACE BETWEEN THE PERIMETER WALLS AND EXCLUDES ALL INTERIOR STRUCTURAL COMPONENTS AND OTHER COMMON ELEMENTS). THIS METHOD IS GENERALLY USED IN SALES MATERIALS AND IS PROVIDED TO ALLOW A PROSPECTIVE BUYER TO COMPARE THE UNITS WITH UNITS IN OTHER CONDOMINIUM PROJECTS THAT UTILIZE THE SAME METHOD. FOR YOUR REFERENCE, THE AREA OF THE UNIT, DETERMINED IN ACCORDANCE WITH THESE DEFINED UNIT BOUNDARIES, IS 4,369 SQ. FT. MEASUREMENTS OF ROOMS SET FORTH ON THIS FLOOR PLAN ARE GENERALLY TAKEN AT THE FARTHEST POINTS OF EACH GIVEN ROOM (AS IF THE ROOM WERE A PERFECT RECTANGLE), WITHOUT REGARD FOR ANY CUTOUTS OR VARIATIONS. ACCORDINGLY, THE AREA OF THE ACTUAL ROOM WILL TYPICALLY BE SMALLER THAN THE PRODUCT OBTAINED BY MULTIPLYING THE STATED LENGTH AND WIDTH. ALL DIMENSIONS ARE ESTIMATES WHICH WILL VARY WITH ACTUAL CONSTRUCTION, AND ALL FLOOR PLANS, SPECIFICATIONS AND OTHER DEVELOPMENT PLANS ARE SUBJECT TO CHANGE AND WILL NOT NECESSARILY ACCURATELY REFLECT THE FINAL PLANS AND SPECIFICATIONS FOR THE DEVELOPMENT. ALL DEPICTIONS OF APPLIANCES, COUNTERS, SOFFITS, FLOOR COVERINGS AND OTHER MATTERS OF DETAIL, INCLUDING, WITHOUT LIMITATION, ITEMS OF FINISH AND DECORATION, ARE CONCEPTUAL ONLY AND ARE NOT NECESSARILY INCLUDED IN EACH UNIT.

PANORAMIC RESIDENCES
RESIDENCES 01
LEVEL 26

5 BEDROOMS
5.5 BATHROOMS
FAMILY + LIBRARY

INTERIOR: 3,971 SQ. FT. 369 SQ. M.
EXTERIOR: 624 SQ. FT. 58 SQ. M.
TOTAL: 4,595 SQ. FT. 427 SQ. M.

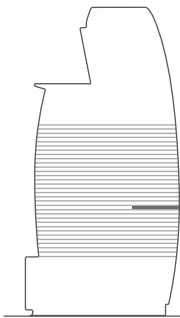
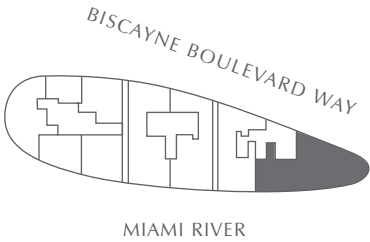
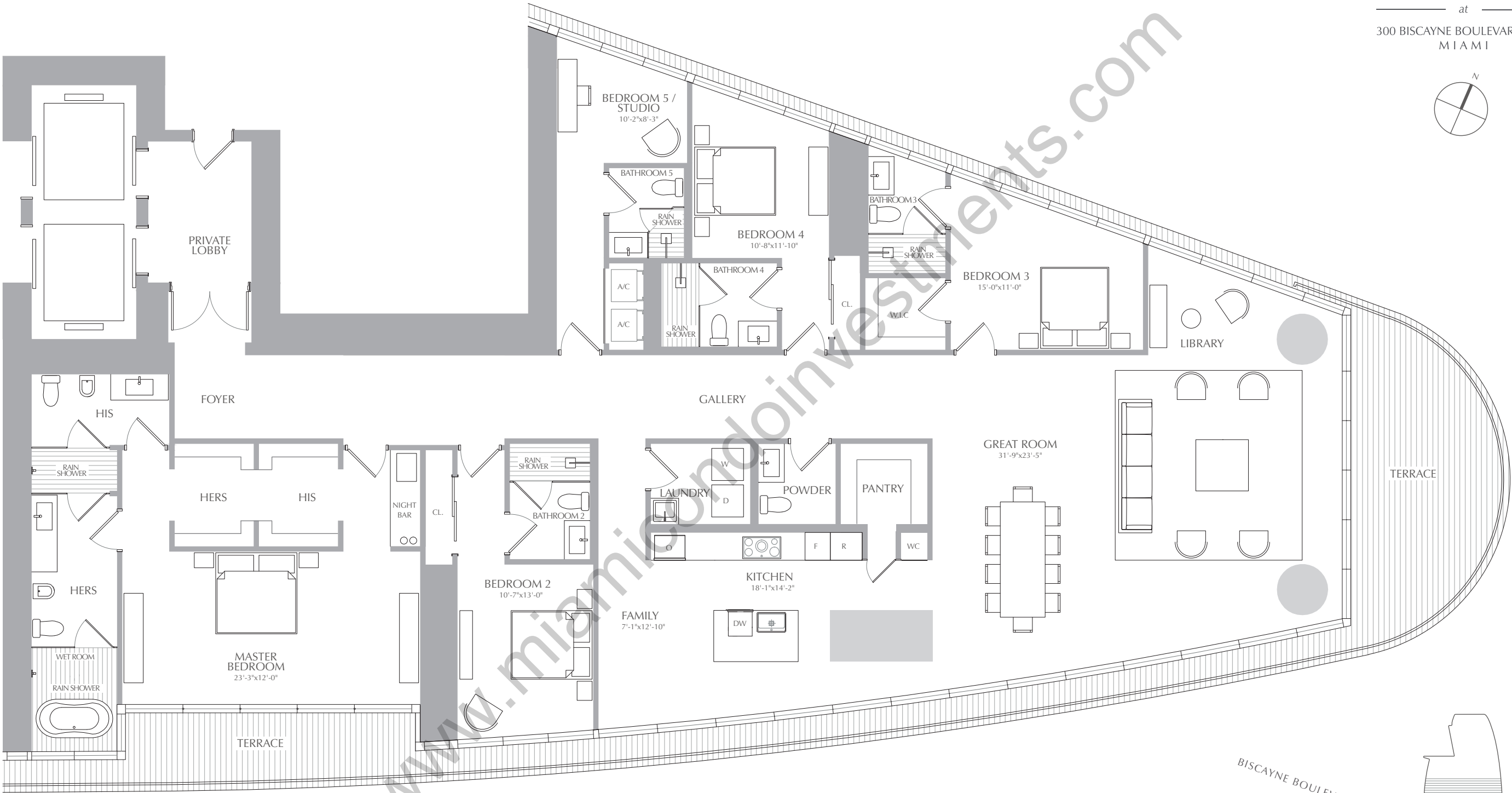


ASTON MARTIN

RESIDENCES

at

300 BISCAYNE BOULEVARD WAY
M I A M I



LEVEL 26
SOUTH ELEVATION



STATED SQUARE FOOTAGES AND DIMENSIONS ARE MEASURED TO THE EXTERIOR BOUNDARIES OF THE EXTERIOR WALLS AND THE CENTERLINE OF INTERIOR DEMISING WALLS AND IN FACT VARY FROM THE SQUARE FOOTAGE AND DIMENSIONS THAT WOULD BE DETERMINED BY USING THE DESCRIPTION AND DEFINITION OF THE "UNIT" SET FORTH IN THE DECLARATION (WHICH GENERALLY ONLY INCLUDES THE INTERIOR AIRSPACE BETWEEN THE PERIMETER WALLS AND EXCLUDES ALL INTERIOR STRUCTURAL COMPONENTS AND OTHER COMMON ELEMENTS). THIS METHOD IS GENERALLY USED IN SALES MATERIALS AND IS PROVIDED TO ALLOW A PROSPECTIVE BUYER TO COMPARE THE UNITS WITH UNITS IN OTHER CONDOMINIUM PROJECTS THAT UTILIZE THE SAME METHOD. FOR YOUR REFERENCE, THE AREA OF THE UNIT, DETERMINED IN ACCORDANCE WITH THESE DEFINED UNIT BOUNDARIES, IS 4,369 SQ. FT. MEASUREMENTS OF ROOMS SET FORTH ON THIS FLOOR PLAN ARE GENERALLY TAKEN AT THE FARTHEST POINTS OF EACH GIVEN ROOM (AS IF THE ROOM WERE A PERFECT RECTANGLE), WITHOUT REGARD FOR ANY CUTOUTS OR VARIATIONS. ACCORDINGLY, THE AREA OF THE ACTUAL ROOM WILL TYPICALLY BE SMALLER THAN THE PRODUCT OBTAINED BY MULTIPLYING THE STATED LENGTH AND WIDTH. ALL DIMENSIONS ARE ESTIMATES WHICH WILL VARY WITH ACTUAL CONSTRUCTION, AND ALL FLOOR PLANS, SPECIFICATIONS AND OTHER DEVELOPMENT PLANS ARE SUBJECT TO CHANGE AND WILL NOT NECESSARILY ACCURATELY REFLECT THE FINAL PLANS AND SPECIFICATIONS FOR THE DEVELOPMENT. ALL DEPICTIONS OF APPLIANCES, COUNTERS, SOFFITS, FLOOR COVERINGS AND OTHER MATTERS OF DETAIL, INCLUDING, WITHOUT LIMITATION, ITEMS OF FINISH AND DECORATION, ARE CONCEPTUAL ONLY AND ARE NOT NECESSARILY INCLUDED IN EACH UNIT.

PANORAMIC RESIDENCES
RESIDENCES 01
LEVEL 27

5 BEDROOMS
5.5 BATHROOMS
FAMILY + LIBRARY

INTERIOR: 3,978 SQ. FT. 370 SQ. M.
EXTERIOR: 624 SQ. FT. 58 SQ. M.
TOTAL: 4,602 SQ. FT. 428 SQ. M.

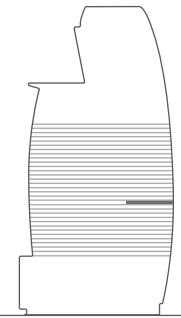
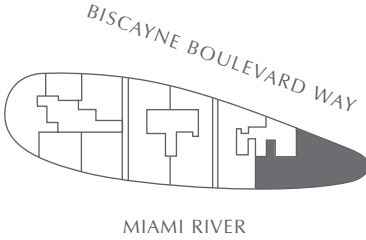
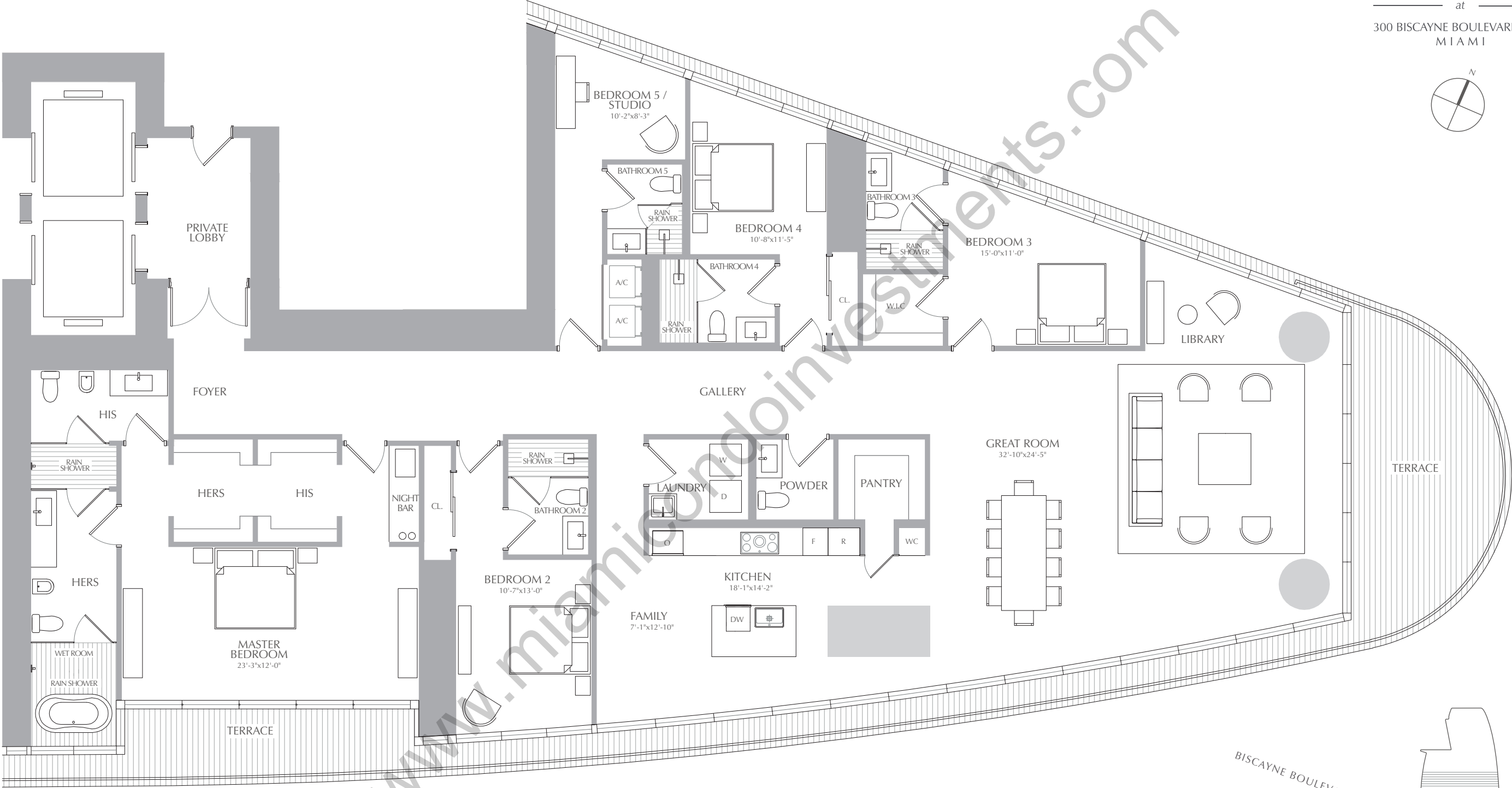


ASTON MARTIN

RESIDENCES

at

300 BISCAYNE BOULEVARD WAY
M I A M I



LEVEL 27
SOUTH ELEVATION



STATED SQUARE FOOTAGES AND DIMENSIONS ARE MEASURED TO THE EXTERIOR BOUNDARIES OF THE EXTERIOR WALLS AND THE CENTERLINE OF INTERIOR DEMISING WALLS AND IN FACT VARY FROM THE SQUARE FOOTAGE AND DIMENSIONS THAT WOULD BE DETERMINED BY USING THE DESCRIPTION AND DEFINITION OF THE "UNIT" SET FORTH IN THE DECLARATION (WHICH GENERALLY ONLY INCLUDES THE INTERIOR AIRSPACE BETWEEN THE PERIMETER WALLS AND EXCLUDES ALL INTERIOR STRUCTURAL COMPONENTS AND OTHER COMMON ELEMENTS). THIS METHOD IS GENERALLY USED IN SALES MATERIALS AND IS PROVIDED TO ALLOW A PROSPECTIVE BUYER TO COMPARE THE UNITS WITH UNITS IN OTHER CONDOMINIUM PROJECTS THAT UTILIZE THE SAME METHOD. FOR YOUR REFERENCE, THE AREA OF THE UNIT, DETERMINED IN ACCORDANCE WITH THESE DEFINED UNIT BOUNDARIES, IS 4,369 SQ. FT. MEASUREMENTS OF ROOMS SET FORTH ON THIS FLOOR PLAN ARE GENERALLY TAKEN AT THE FARTHEST POINTS OF EACH GIVEN ROOM (AS IF THE ROOM WERE A PERFECT RECTANGLE), WITHOUT REGARD FOR ANY CUTOUTS OR VARIATIONS. ACCORDINGLY, THE AREA OF THE ACTUAL ROOM WILL TYPICALLY BE SMALLER THAN THE PRODUCT OBTAINED BY MULTIPLYING THE STATED LENGTH AND WIDTH. ALL DIMENSIONS ARE ESTIMATES WHICH WILL VARY WITH ACTUAL CONSTRUCTION, AND ALL FLOOR PLANS, SPECIFICATIONS AND OTHER DEVELOPMENT PLANS ARE SUBJECT TO CHANGE AND WILL NOT NECESSARILY ACCURATELY REFLECT THE FINAL PLANS AND SPECIFICATIONS FOR THE DEVELOPMENT. ALL DEPICTIONS OF APPLIANCES, COUNTERS, SOFFITS, FLOOR COVERINGS AND OTHER MATTERS OF DETAIL, INCLUDING, WITHOUT LIMITATION, ITEMS OF FINISH AND DECORATION, ARE CONCEPTUAL ONLY AND ARE NOT NECESSARILY INCLUDED IN EACH UNIT.

PANORAMIC RESIDENCES
RESIDENCES 01
LEVEL 28

5 BEDROOMS
5.5 BATHROOMS
FAMILY + LIBRARY

INTERIOR: 3,984 SQ. FT. 370 SQ. M.
EXTERIOR: 624 SQ. FT. 58 SQ. M.
TOTAL: 4,608 SQ. FT. 428 SQ. M.

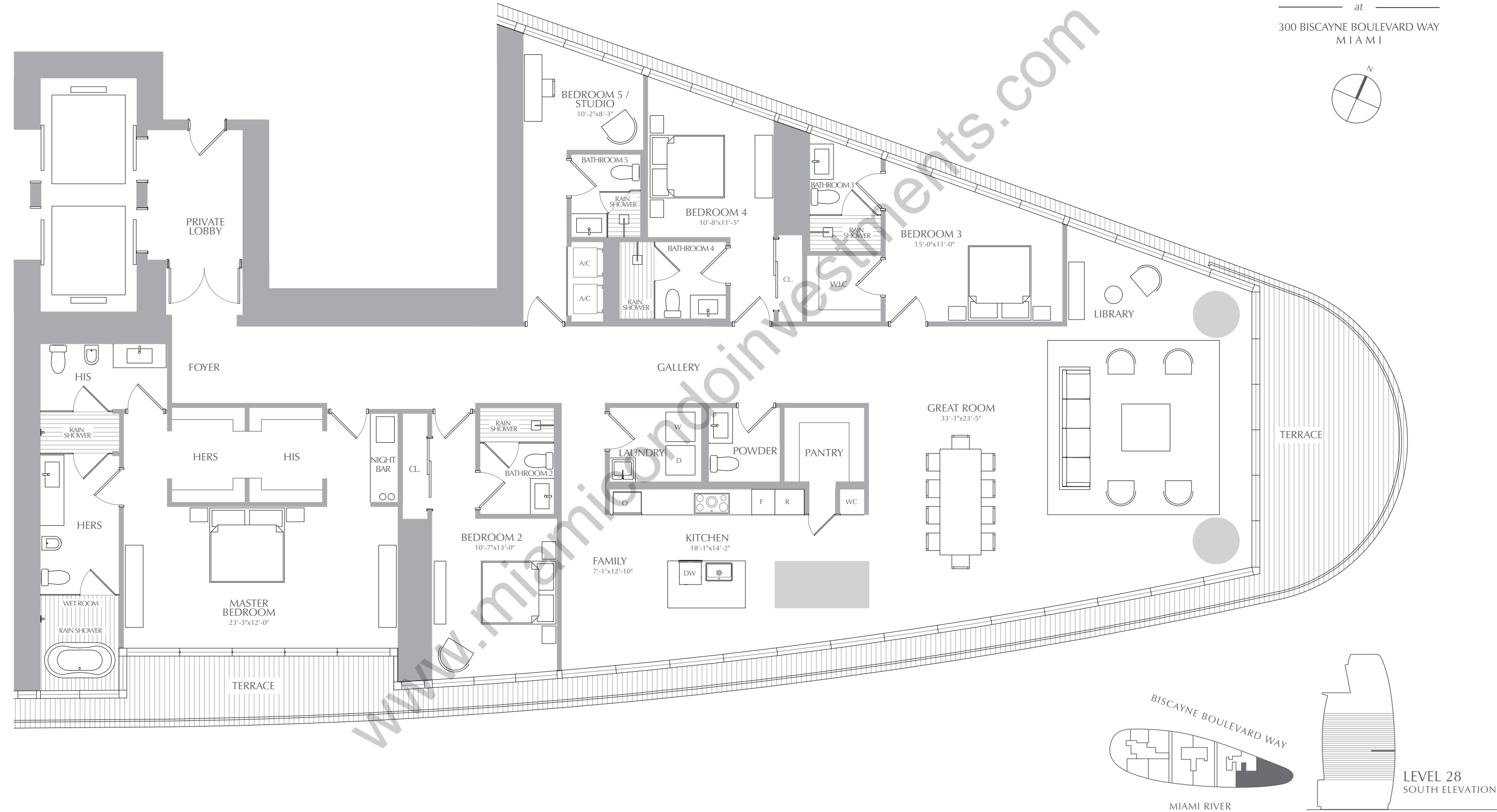


ASTON MARTIN

RESIDENCES

at

300 BISCAYNE BOULEVARD WAY
M I A M I



STATED SQUARE FOOTAGES AND DIMENSIONS ARE MEASURED TO THE EXTERIOR BOUNDARIES OF THE EXTERIOR WALLS AND THE CENTERLINE OF INTERIOR DEMISING WALLS AND IN FACT VARY FROM THE SQUARE FOOTAGE AND DIMENSIONS THAT WOULD BE DETERMINED BY USING THE DESCRIPTION AND DEFINITION OF THE "UNIT" SET FORTH IN THE DECLARATION (WHICH GENERALLY ONLY INCLUDES THE INTERIOR AIRSPACE BETWEEN THE PERIMETER WALLS AND EXCLUDES ALL INTERIOR STRUCTURAL COMPONENTS AND OTHER COMMON ELEMENTS). THIS METHOD IS GENERALLY USED IN SALES MATERIALS AND IS PROVIDED TO ALLOW A PROSPECTIVE BUYER TO COMPARE THE UNITS WITH UNITS IN OTHER CONDOMINIUM PROJECTS THAT UTILIZE THE SAME METHOD. FOR YOUR REFERENCE, THE AREA OF THE UNIT, DETERMINED IN ACCORDANCE WITH THESE DEFINED UNIT BOUNDARIES, IS 4,369 SQ. FT. MEASUREMENTS OF ROOMS SET FORTH ON THIS FLOOR PLAN ARE GENERALLY TAKEN AT THE FARTHEST POINTS OF EACH GIVEN ROOM (AS IF THE ROOM WERE A PERFECT RECTANGLE), WITHOUT REGARD FOR ANY CUTOUTS OR VARIATIONS. ACCORDINGLY, THE AREA OF THE ACTUAL ROOM WILL TYPICALLY BE SMALLER THAN THE PRODUCT OBTAINED BY MULTIPLYING THE STATED LENGTH AND WIDTH. ALL DIMENSIONS ARE ESTIMATES WHICH WILL VARY WITH ACTUAL CONSTRUCTION, AND ALL FLOOR PLANS, SPECIFICATIONS AND OTHER DEVELOPMENT PLANS ARE SUBJECT TO CHANGE AND WILL NOT NECESSARILY ACCURATELY REFLECT THE FINAL PLANS AND SPECIFICATIONS FOR THE DEVELOPMENT. ALL DEPICTIONS OF APPLIANCES, COUNTERS, SOFFITS, FLOOR COVERINGS AND OTHER MATTERS OF DETAIL, INCLUDING, WITHOUT LIMITATION, ITEMS OF FINISH AND DECORATION, ARE CONCEPTUAL ONLY AND ARE NOT NECESSARILY INCLUDED IN EACH UNIT.

PANORAMIC RESIDENCES
RESIDENCES 01
LEVEL 29

5 BEDROOMS
5.5 BATHROOMS
FAMILY + LIBRARY

INTERIOR: 3,990 SQ. FT. 371 SQ. M.
EXTERIOR: 624 SQ. FT. 58 SQ. M.
TOTAL: 4,614 SQ. FT. 429 SQ. M.

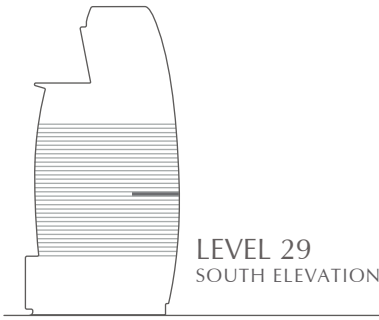
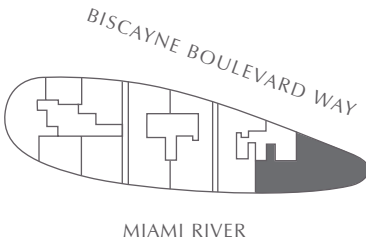
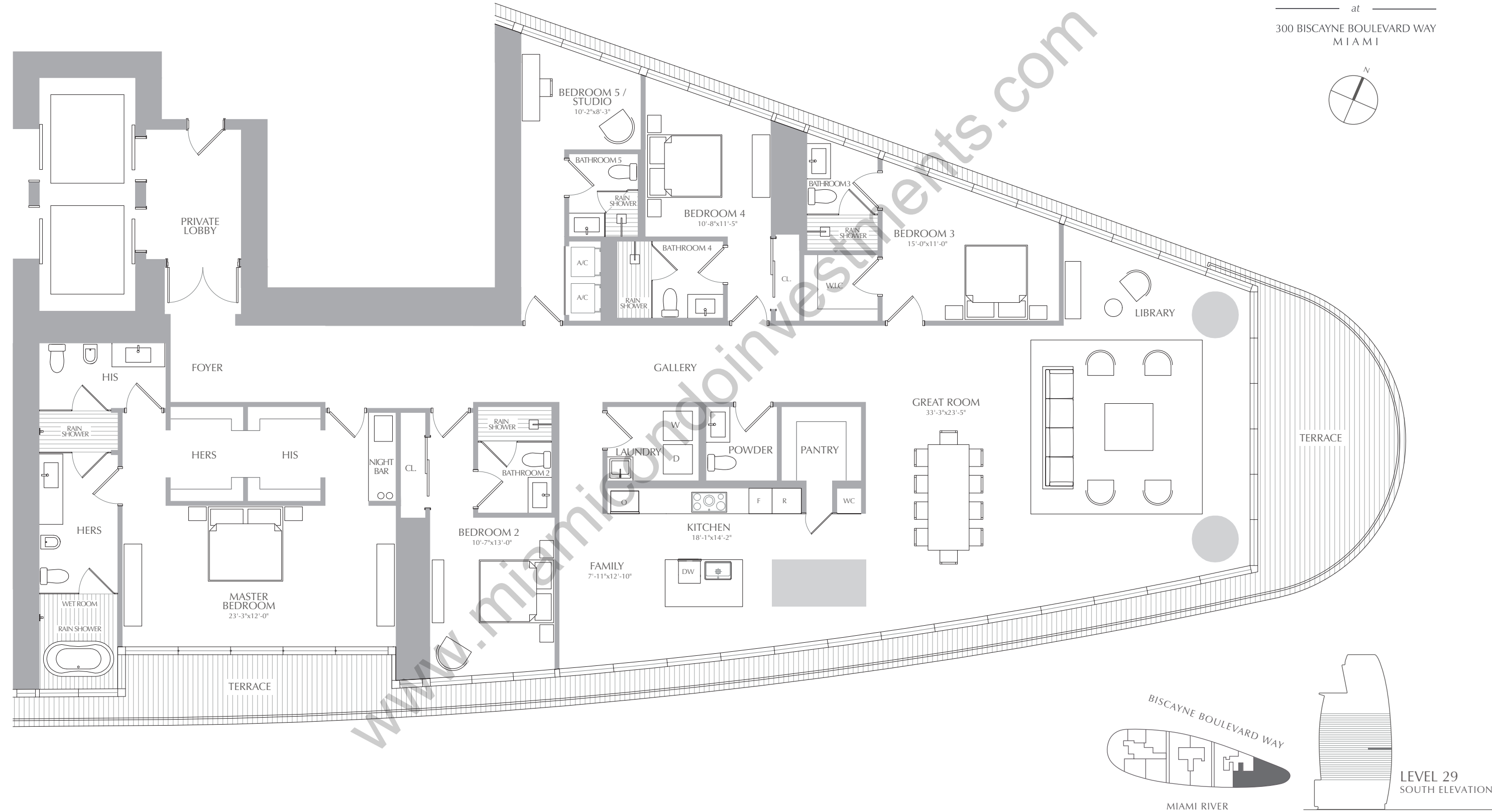


ASTON MARTIN

RESIDENCES

at

300 BISCAYNE BOULEVARD WAY
MIAMI



STATED SQUARE FOOTAGES AND DIMENSIONS ARE MEASURED TO THE EXTERIOR BOUNDARIES OF THE EXTERIOR WALLS AND THE CENTERLINE OF INTERIOR DEMISING WALLS AND IN FACT VARY FROM THE SQUARE FOOTAGE AND DIMENSIONS THAT WOULD BE DETERMINED BY USING THE DESCRIPTION AND DEFINITION OF THE "UNIT" SET FORTH IN THE DECLARATION (WHICH GENERALLY ONLY INCLUDES THE INTERIOR AIRSPACE BETWEEN THE PERIMETER WALLS AND EXCLUDES ALL INTERIOR STRUCTURAL COMPONENTS AND OTHER COMMON ELEMENTS). THIS METHOD IS GENERALLY USED IN SALES MATERIALS AND IS PROVIDED TO ALLOW A PROSPECTIVE BUYER TO COMPARE THE UNITS WITH UNITS IN OTHER CONDOMINIUM PROJECTS THAT UTILIZE THE SAME METHOD. FOR YOUR REFERENCE, THE AREA OF THE UNIT, DETERMINED IN ACCORDANCE WITH THESE DEFINED UNIT BOUNDARIES, IS 4,369 SQ. FT. MEASUREMENTS OF ROOMS SET FORTH ON THIS FLOOR PLAN ARE GENERALLY TAKEN AT THE FARTHEST POINTS OF EACH GIVEN ROOM (AS IF THE ROOM WERE A PERFECT RECTANGLE), WITHOUT REGARD FOR ANY CUTOUTS OR VARIATIONS. ACCORDINGLY, THE AREA OF THE ACTUAL ROOM WILL TYPICALLY BE SMALLER THAN THE PRODUCT OBTAINED BY MULTIPLYING THE STATED LENGTH AND WIDTH. ALL DIMENSIONS ARE ESTIMATES WHICH WILL VARY WITH ACTUAL CONSTRUCTION, AND ALL FLOOR PLANS, SPECIFICATIONS AND OTHER DEVELOPMENT PLANS ARE SUBJECT TO CHANGE AND WILL NOT NECESSARILY ACCURATELY REFLECT THE FINAL PLANS AND SPECIFICATIONS FOR THE DEVELOPMENT. ALL DEPICTIONS OF APPLIANCES, COUNTERS, SOFFITS, FLOOR COVERINGS AND OTHER MATTERS OF DETAIL, INCLUDING, WITHOUT LIMITATION, ITEMS OF FINISH AND DECORATION, ARE CONCEPTUAL ONLY AND ARE NOT NECESSARILY INCLUDED IN EACH UNIT.

PANORAMIC RESIDENCES
RESIDENCES 01
LEVEL 30

5 BEDROOMS
5.5 BATHROOMS
FAMILY + LIBRARY

INTERIOR: 3,993 SQ. FT. 371 SQ. M.
EXTERIOR: 624 SQ. FT. 58 SQ. M.
TOTAL: 4,617 SQ. FT. 429 SQ. M.

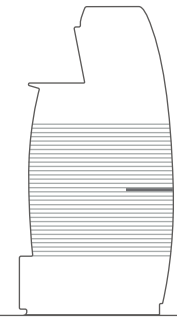
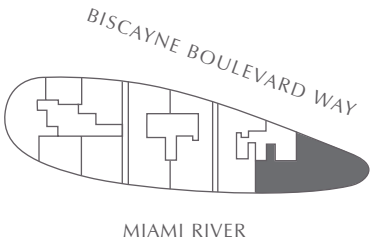
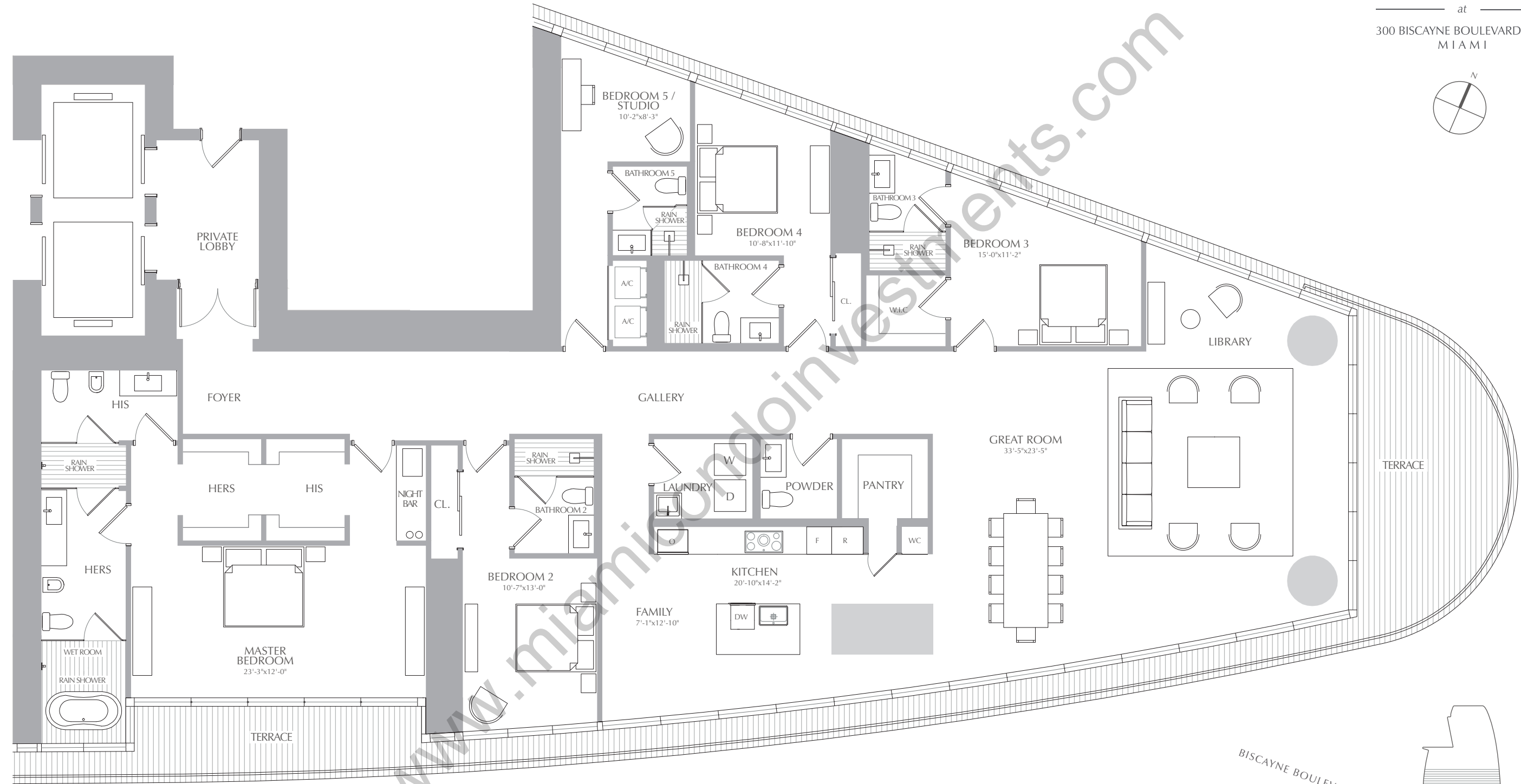


ASTON MARTIN

RESIDENCES

at

300 BISCAYNE BOULEVARD WAY
M I A M I



LEVEL 30
SOUTH ELEVATION



STATED SQUARE FOOTAGES AND DIMENSIONS ARE MEASURED TO THE EXTERIOR BOUNDARIES OF THE EXTERIOR WALLS AND THE CENTERLINE OF INTERIOR DEMISING WALLS AND IN FACT VARY FROM THE SQUARE FOOTAGE AND DIMENSIONS THAT WOULD BE DETERMINED BY USING THE DESCRIPTION AND DEFINITION OF THE "UNIT" SET FORTH IN THE DECLARATION (WHICH GENERALLY ONLY INCLUDES THE INTERIOR AIRSPACE BETWEEN THE PERIMETER WALLS AND EXCLUDES ALL INTERIOR STRUCTURAL COMPONENTS AND OTHER COMMON ELEMENTS). THIS METHOD IS GENERALLY USED IN SALES MATERIALS AND IS PROVIDED TO ALLOW A PROSPECTIVE BUYER TO COMPARE THE UNITS WITH UNITS IN OTHER CONDOMINIUM PROJECTS THAT UTILIZE THE SAME METHOD. FOR YOUR REFERENCE, THE AREA OF THE UNIT, DETERMINED IN ACCORDANCE WITH THESE DEFINED UNIT BOUNDARIES, IS 4,369 SQ. FT. MEASUREMENTS OF ROOMS SET FORTH ON THIS FLOOR PLAN ARE GENERALLY TAKEN AT THE FARTHEST POINTS OF EACH GIVEN ROOM (AS IF THE ROOM WERE A PERFECT RECTANGLE), WITHOUT REGARD FOR ANY CUTOUTS OR VARIATIONS. ACCORDINGLY, THE AREA OF THE ACTUAL ROOM WILL TYPICALLY BE SMALLER THAN THE PRODUCT OBTAINED BY MULTIPLYING THE STATED LENGTH AND WIDTH. ALL DIMENSIONS ARE ESTIMATES WHICH WILL VARY WITH ACTUAL CONSTRUCTION, AND ALL FLOOR PLANS, SPECIFICATIONS AND OTHER DEVELOPMENT PLANS ARE SUBJECT TO CHANGE AND WILL NOT NECESSARILY ACCURATELY REFLECT THE FINAL PLANS AND SPECIFICATIONS FOR THE DEVELOPMENT. ALL DEPICTIONS OF APPLIANCES, COUNTERS, SOFFITS, FLOOR COVERINGS AND OTHER MATTERS OF DETAIL, INCLUDING, WITHOUT LIMITATION, ITEMS OF FINISH AND DECORATION, ARE CONCEPTUAL ONLY AND ARE NOT NECESSARILY INCLUDED IN EACH UNIT.

PANORAMIC RESIDENCES
RESIDENCES 01
LEVEL 31

5 BEDROOMS
5.5 BATHROOMS
FAMILY + LIBRARY

INTERIOR: 3,994 SQ. FT. 371 SQ. M.
EXTERIOR: 627 SQ. FT. 58 SQ. M.
TOTAL: 4,621 SQ. FT. 429 SQ. M.

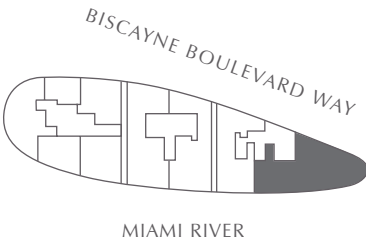
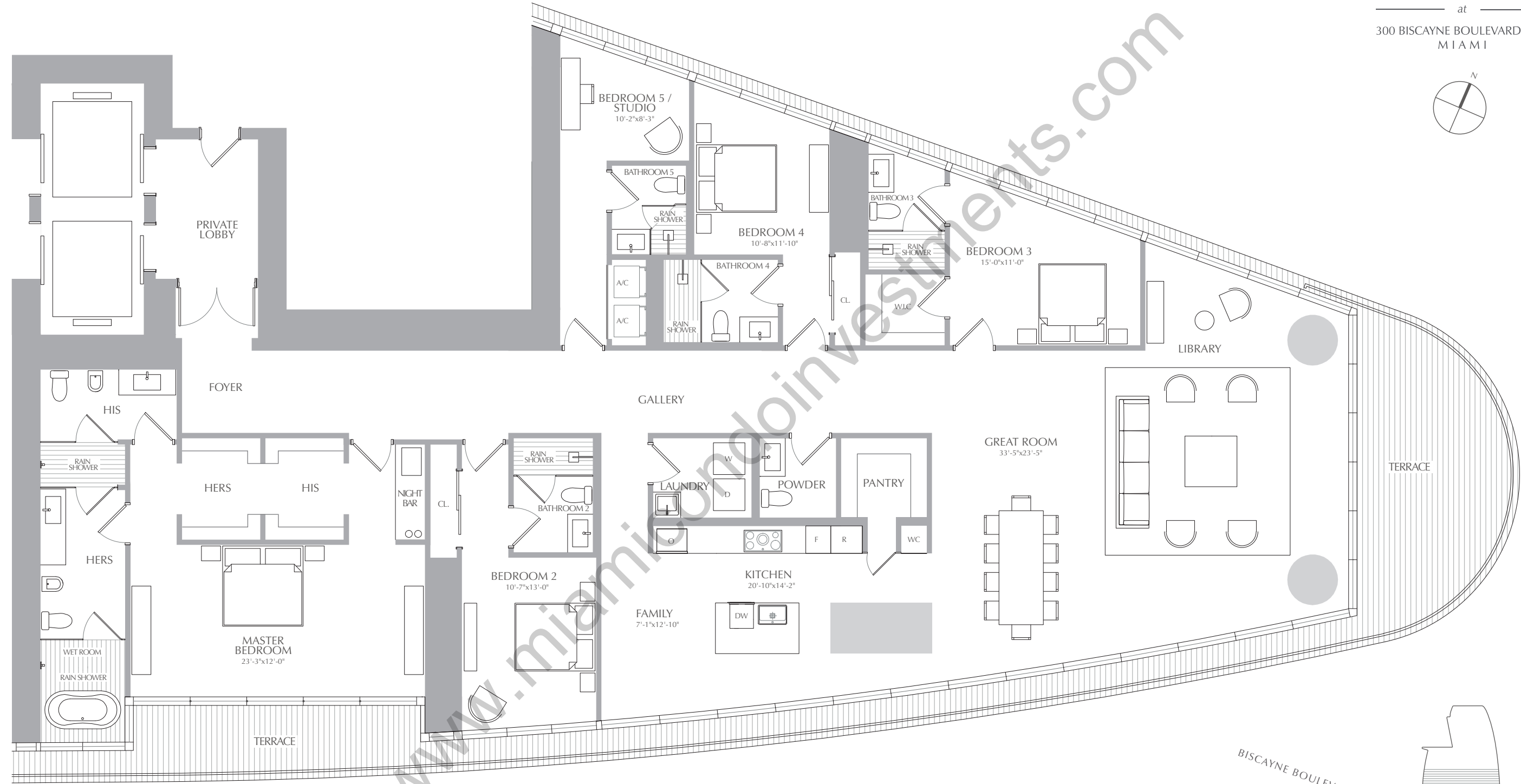


ASTON MARTIN

RESIDENCES

at

300 BISCAYNE BOULEVARD WAY
M I A M I



LEVEL 31
SOUTH ELEVATION



STATED SQUARE FOOTAGES AND DIMENSIONS ARE MEASURED TO THE EXTERIOR BOUNDARIES OF THE EXTERIOR WALLS AND THE CENTERLINE OF INTERIOR DEMISING WALLS AND IN FACT VARY FROM THE SQUARE FOOTAGE AND DIMENSIONS THAT WOULD BE DETERMINED BY USING THE DESCRIPTION AND DEFINITION OF THE "UNIT" SET FORTH IN THE DECLARATION (WHICH GENERALLY ONLY INCLUDES THE INTERIOR AIRSPACE BETWEEN THE PERIMETER WALLS AND EXCLUDES ALL INTERIOR STRUCTURAL COMPONENTS AND OTHER COMMON ELEMENTS). THIS METHOD IS GENERALLY USED IN SALES MATERIALS AND IS PROVIDED TO ALLOW A PROSPECTIVE BUYER TO COMPARE THE UNITS WITH UNITS IN OTHER CONDOMINIUM PROJECTS THAT UTILIZE THE SAME METHOD. FOR YOUR REFERENCE, THE AREA OF THE UNIT, DETERMINED IN ACCORDANCE WITH THESE DEFINED UNIT BOUNDARIES, IS 4,369 SQ. FT. MEASUREMENTS OF ROOMS SET FORTH ON THIS FLOOR PLAN ARE GENERALLY TAKEN AT THE FARTHEST POINTS OF EACH GIVEN ROOM (AS IF THE ROOM WERE A PERFECT RECTANGLE), WITHOUT REGARD FOR ANY CUTOUTS OR VARIATIONS. ACCORDINGLY, THE AREA OF THE ACTUAL ROOM WILL TYPICALLY BE SMALLER THAN THE PRODUCT OBTAINED BY MULTIPLYING THE STATED LENGTH AND WIDTH. ALL DIMENSIONS ARE ESTIMATES WHICH WILL VARY WITH ACTUAL CONSTRUCTION, AND ALL FLOOR PLANS, SPECIFICATIONS AND OTHER DEVELOPMENT PLANS ARE SUBJECT TO CHANGE AND WILL NOT NECESSARILY ACCURATELY REFLECT THE FINAL PLANS AND SPECIFICATIONS FOR THE DEVELOPMENT. ALL DEPICTIONS OF APPLIANCES, COUNTERS, SOFFITS, FLOOR COVERINGS AND OTHER MATTERS OF DETAIL, INCLUDING, WITHOUT LIMITATION, ITEMS OF FINISH AND DECORATION, ARE CONCEPTUAL ONLY AND ARE NOT NECESSARILY INCLUDED IN EACH UNIT.

PANORAMIC RESIDENCES
RESIDENCES 01
LEVEL 32

5 BEDROOMS
5.5 BATHROOMS
FAMILY + LIBRARY

INTERIOR: 3,994 SQ. FT. 371 SQ. M.
EXTERIOR: 627 SQ. FT. 58 SQ. M.
TOTAL: 4,621 SQ. FT. 429 SQ. M.

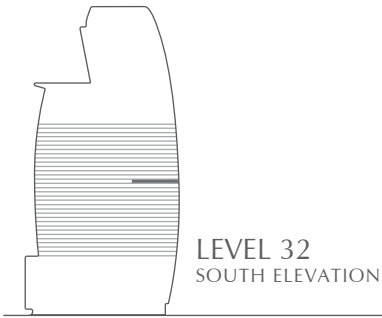
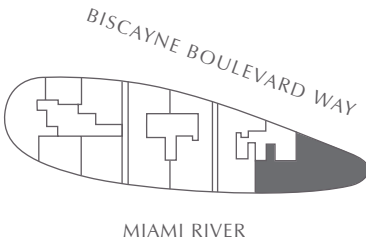
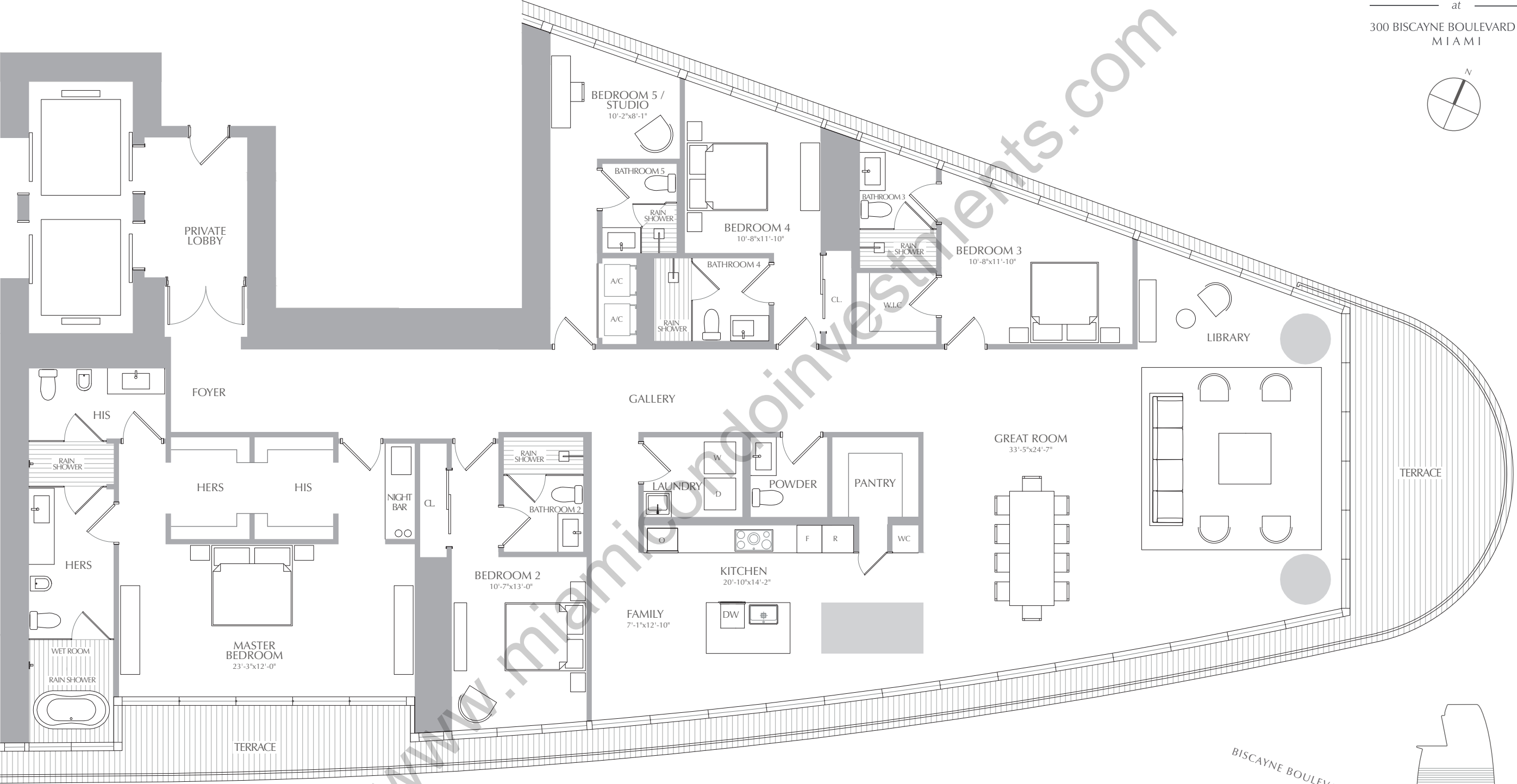


ASTON MARTIN

RESIDENCES

at

300 BISCAYNE BOULEVARD WAY
M I A M I



STATED SQUARE FOOTAGES AND DIMENSIONS ARE MEASURED TO THE EXTERIOR BOUNDARIES OF THE EXTERIOR WALLS AND THE CENTERLINE OF INTERIOR DEMISING WALLS AND IN FACT VARY FROM THE SQUARE FOOTAGE AND DIMENSIONS THAT WOULD BE DETERMINED BY USING THE DESCRIPTION AND DEFINITION OF THE "UNIT" SET FORTH IN THE DECLARATION (WHICH GENERALLY ONLY INCLUDES THE INTERIOR AIRSPACE BETWEEN THE PERIMETER WALLS AND EXCLUDES ALL INTERIOR STRUCTURAL COMPONENTS AND OTHER COMMON ELEMENTS). THIS METHOD IS GENERALLY USED IN SALES MATERIALS AND IS PROVIDED TO ALLOW A PROSPECTIVE BUYER TO COMPARE THE UNITS WITH UNITS IN OTHER CONDOMINIUM PROJECTS THAT UTILIZE THE SAME METHOD. FOR YOUR REFERENCE, THE AREA OF THE UNIT, DETERMINED IN ACCORDANCE WITH THESE DEFINED UNIT BOUNDARIES, IS 4,369 SQ. FT. MEASUREMENTS OF ROOMS SET FORTH ON THIS FLOOR PLAN ARE GENERALLY TAKEN AT THE FARTHEST POINTS OF EACH GIVEN ROOM (AS IF THE ROOM WERE A PERFECT RECTANGLE), WITHOUT REGARD FOR ANY CUTOUTS OR VARIATIONS. ACCORDINGLY, THE AREA OF THE ACTUAL ROOM WILL TYPICALLY BE SMALLER THAN THE PRODUCT OBTAINED BY MULTIPLYING THE STATED LENGTH AND WIDTH. ALL DIMENSIONS ARE ESTIMATES WHICH WILL VARY WITH ACTUAL CONSTRUCTION, AND ALL FLOOR PLANS, SPECIFICATIONS AND OTHER DEVELOPMENT PLANS ARE SUBJECT TO CHANGE AND WILL NOT NECESSARILY ACCURATELY REFLECT THE FINAL PLANS AND SPECIFICATIONS FOR THE DEVELOPMENT. ALL DEPICTIONS OF APPLIANCES, COUNTERS, SOFFITS, FLOOR COVERINGS AND OTHER MATTERS OF DETAIL, INCLUDING, WITHOUT LIMITATION, ITEMS OF FINISH AND DECORATION, ARE CONCEPTUAL ONLY AND ARE NOT NECESSARILY INCLUDED IN EACH UNIT.

PANORAMIC RESIDENCES
RESIDENCES 01
LEVEL 33

5 BEDROOMS
5.5 BATHROOMS
FAMILY + LIBRARY

INTERIOR: 3,994 SQ. FT. 371 SQ. M.
EXTERIOR: 627 SQ. FT. 58 SQ. M.
TOTAL: 4,621 SQ. FT. 429 SQ. M.

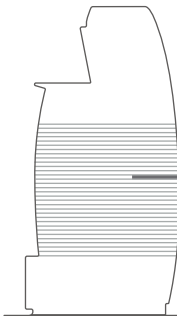
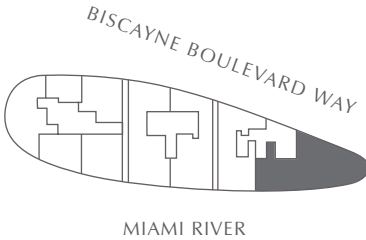
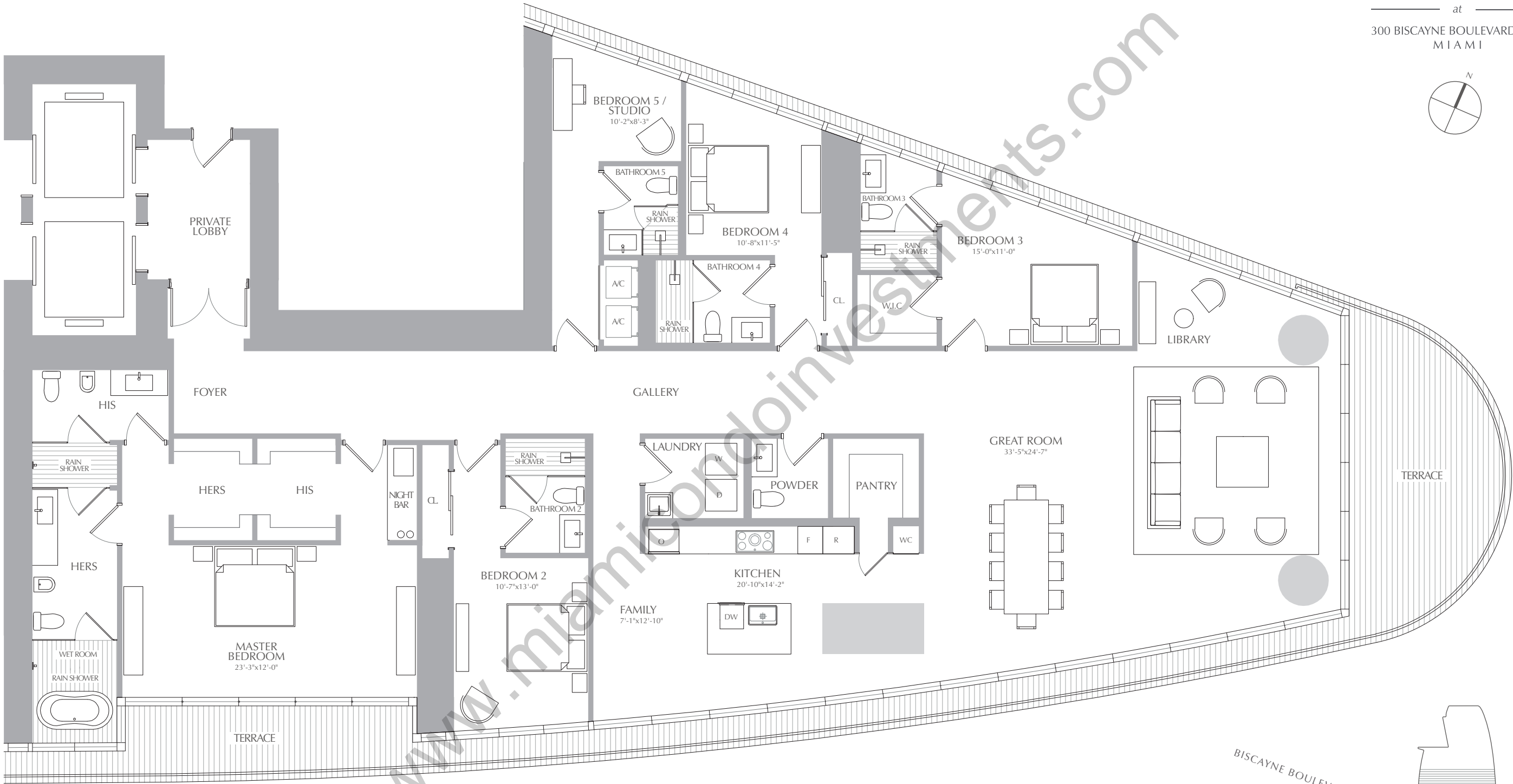


ASTON MARTIN

RESIDENCES

at

300 BISCAYNE BOULEVARD WAY
MIAMI



LEVEL 33
SOUTH ELEVATION



STATED SQUARE FOOTAGES AND DIMENSIONS ARE MEASURED TO THE EXTERIOR BOUNDARIES OF THE EXTERIOR WALLS AND THE CENTERLINE OF INTERIOR DEMISING WALLS AND IN FACT VARY FROM THE SQUARE FOOTAGE AND DIMENSIONS THAT WOULD BE DETERMINED BY USING THE DESCRIPTION AND DEFINITION OF THE "UNIT" SET FORTH IN THE DECLARATION (WHICH GENERALLY ONLY INCLUDES THE INTERIOR AIRSPACE BETWEEN THE PERIMETER WALLS AND EXCLUDES ALL INTERIOR STRUCTURAL COMPONENTS AND OTHER COMMON ELEMENTS). THIS METHOD IS GENERALLY USED IN SALES MATERIALS AND IS PROVIDED TO ALLOW A PROSPECTIVE BUYER TO COMPARE THE UNITS WITH UNITS IN OTHER CONDOMINIUM PROJECTS THAT UTILIZE THE SAME METHOD. FOR YOUR REFERENCE, THE AREA OF THE UNIT, DETERMINED IN ACCORDANCE WITH THESE DEFINED UNIT BOUNDARIES, IS 4,369 SQ. FT. MEASUREMENTS OF ROOMS SET FORTH ON THIS FLOOR PLAN ARE GENERALLY TAKEN AT THE FARTHEST POINTS OF EACH GIVEN ROOM (AS IF THE ROOM WERE A PERFECT RECTANGLE), WITHOUT REGARD FOR ANY CUTOUTS OR VARIATIONS. ACCORDINGLY, THE AREA OF THE ACTUAL ROOM WILL TYPICALLY BE SMALLER THAN THE PRODUCT OBTAINED BY MULTIPLYING THE STATED LENGTH AND WIDTH. ALL DIMENSIONS ARE ESTIMATES WHICH WILL VARY WITH ACTUAL CONSTRUCTION, AND ALL FLOOR PLANS, SPECIFICATIONS AND OTHER DEVELOPMENT PLANS ARE SUBJECT TO CHANGE AND WILL NOT NECESSARILY ACCURATELY REFLECT THE FINAL PLANS AND SPECIFICATIONS FOR THE DEVELOPMENT. ALL DEPICTIONS OF APPLIANCES, COUNTERS, SOFFITS, FLOOR COVERINGS AND OTHER MATTERS OF DETAIL, INCLUDING, WITHOUT LIMITATION, ITEMS OF FINISH AND DECORATION, ARE CONCEPTUAL ONLY AND ARE NOT NECESSARILY INCLUDED IN EACH UNIT.

PANORAMIC RESIDENCES
RESIDENCES 01
LEVEL 34

5 BEDROOMS
5.5 BATHROOMS
FAMILY + LIBRARY

INTERIOR: 3,993 SQ. FT. 371 SQ. M.
EXTERIOR: 627 SQ. FT. 58 SQ. M.
TOTAL: 4,620 SQ. FT. 429 SQ. M.

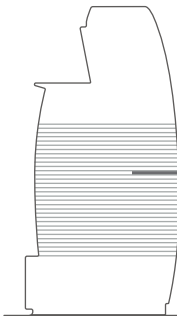
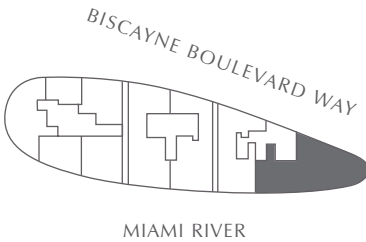
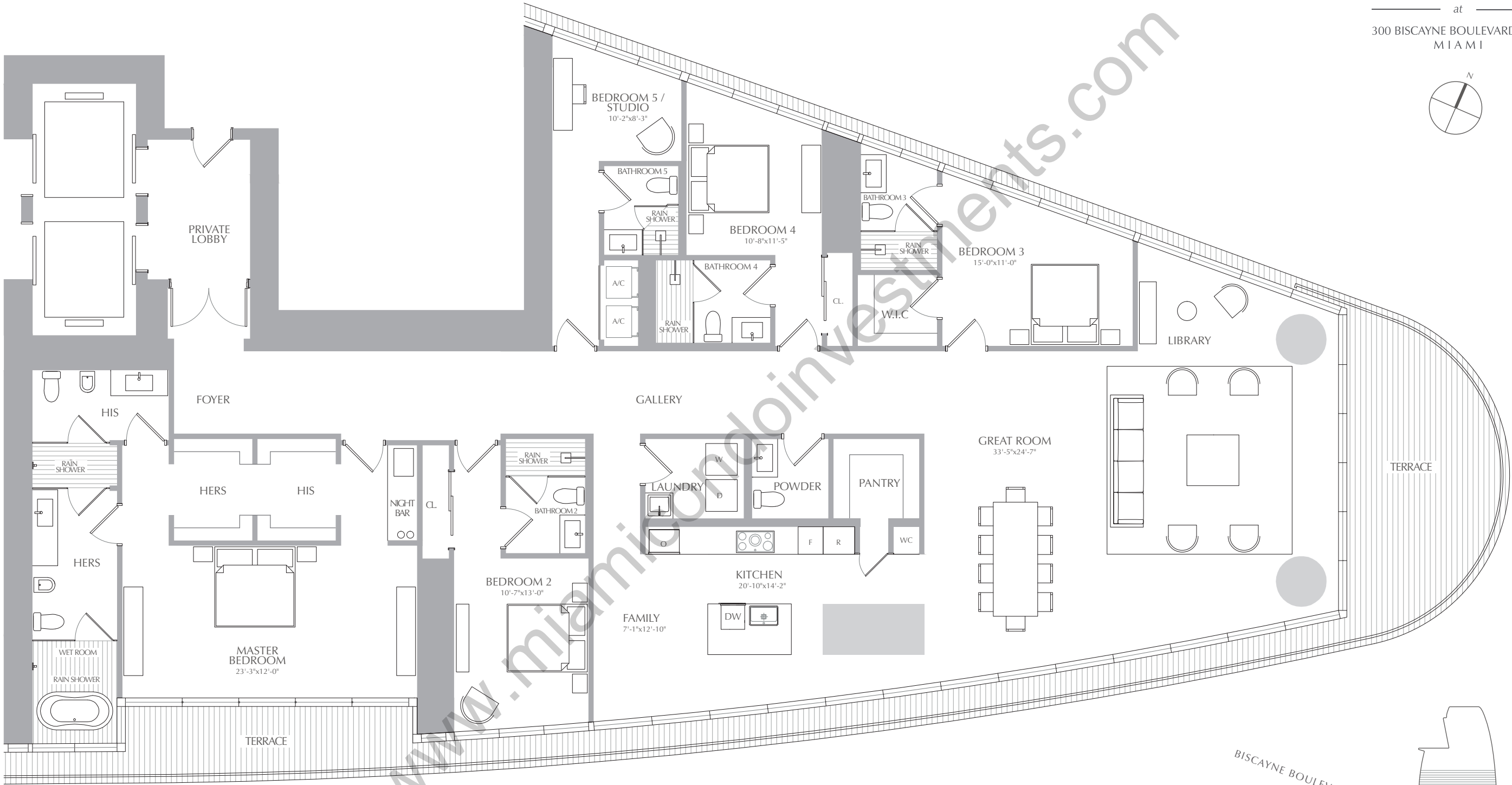


ASTON MARTIN

RESIDENCES

at

300 BISCAYNE BOULEVARD WAY
MIAMI



LEVEL 34
SOUTH ELEVATION



STATED SQUARE FOOTAGES AND DIMENSIONS ARE MEASURED TO THE EXTERIOR BOUNDARIES OF THE EXTERIOR WALLS AND THE CENTERLINE OF INTERIOR DEMISING WALLS AND IN FACT VARY FROM THE SQUARE FOOTAGE AND DIMENSIONS THAT WOULD BE DETERMINED BY USING THE DESCRIPTION AND DEFINITION OF THE "UNIT" SET FORTH IN THE DECLARATION (WHICH GENERALLY ONLY INCLUDES THE INTERIOR AIRSPACE BETWEEN THE PERIMETER WALLS AND EXCLUDES ALL INTERIOR STRUCTURAL COMPONENTS AND OTHER COMMON ELEMENTS). THIS METHOD IS GENERALLY USED IN SALES MATERIALS AND IS PROVIDED TO ALLOW A PROSPECTIVE BUYER TO COMPARE THE UNITS WITH UNITS IN OTHER CONDOMINIUM PROJECTS THAT UTILIZE THE SAME METHOD. FOR YOUR REFERENCE, THE AREA OF THE UNIT, DETERMINED IN ACCORDANCE WITH THESE DEFINED UNIT BOUNDARIES, IS 4,369 SQ. FT. MEASUREMENTS OF ROOMS SET FORTH ON THIS FLOOR PLAN ARE GENERALLY TAKEN AT THE FARTHEST POINTS OF EACH GIVEN ROOM (AS IF THE ROOM WERE A PERFECT RECTANGLE), WITHOUT REGARD FOR ANY CUTOUTS OR VARIATIONS. ACCORDINGLY, THE AREA OF THE ACTUAL ROOM WILL TYPICALLY BE SMALLER THAN THE PRODUCT OBTAINED BY MULTIPLYING THE STATED LENGTH AND WIDTH. ALL DIMENSIONS ARE ESTIMATES WHICH WILL VARY WITH ACTUAL CONSTRUCTION, AND ALL FLOOR PLANS, SPECIFICATIONS AND OTHER DEVELOPMENT PLANS ARE SUBJECT TO CHANGE AND WILL NOT NECESSARILY ACCURATELY REFLECT THE FINAL PLANS AND SPECIFICATIONS FOR THE DEVELOPMENT. ALL DEPICTIONS OF APPLIANCES, COUNTERS, SOFFITS, FLOOR COVERINGS AND OTHER MATTERS OF DETAIL, INCLUDING, WITHOUT LIMITATION, ITEMS OF FINISH AND DECORATION, ARE CONCEPTUAL ONLY AND ARE NOT NECESSARILY INCLUDED IN EACH UNIT.

PANORAMIC RESIDENCES
RESIDENCES 01
LEVEL 35

5 BEDROOMS
5.5 BATHROOMS
FAMILY + LIBRARY

INTERIOR: 3,984 SQ. FT. 370 SQ. M.
EXTERIOR: 627 SQ. FT. 58 SQ. M.
TOTAL: 4,611 SQ. FT. 428 SQ. M.

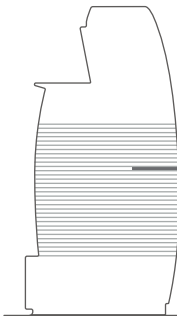
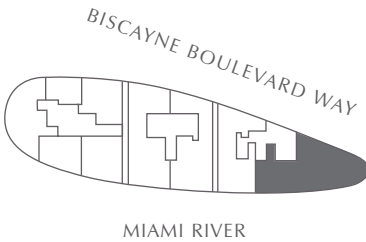
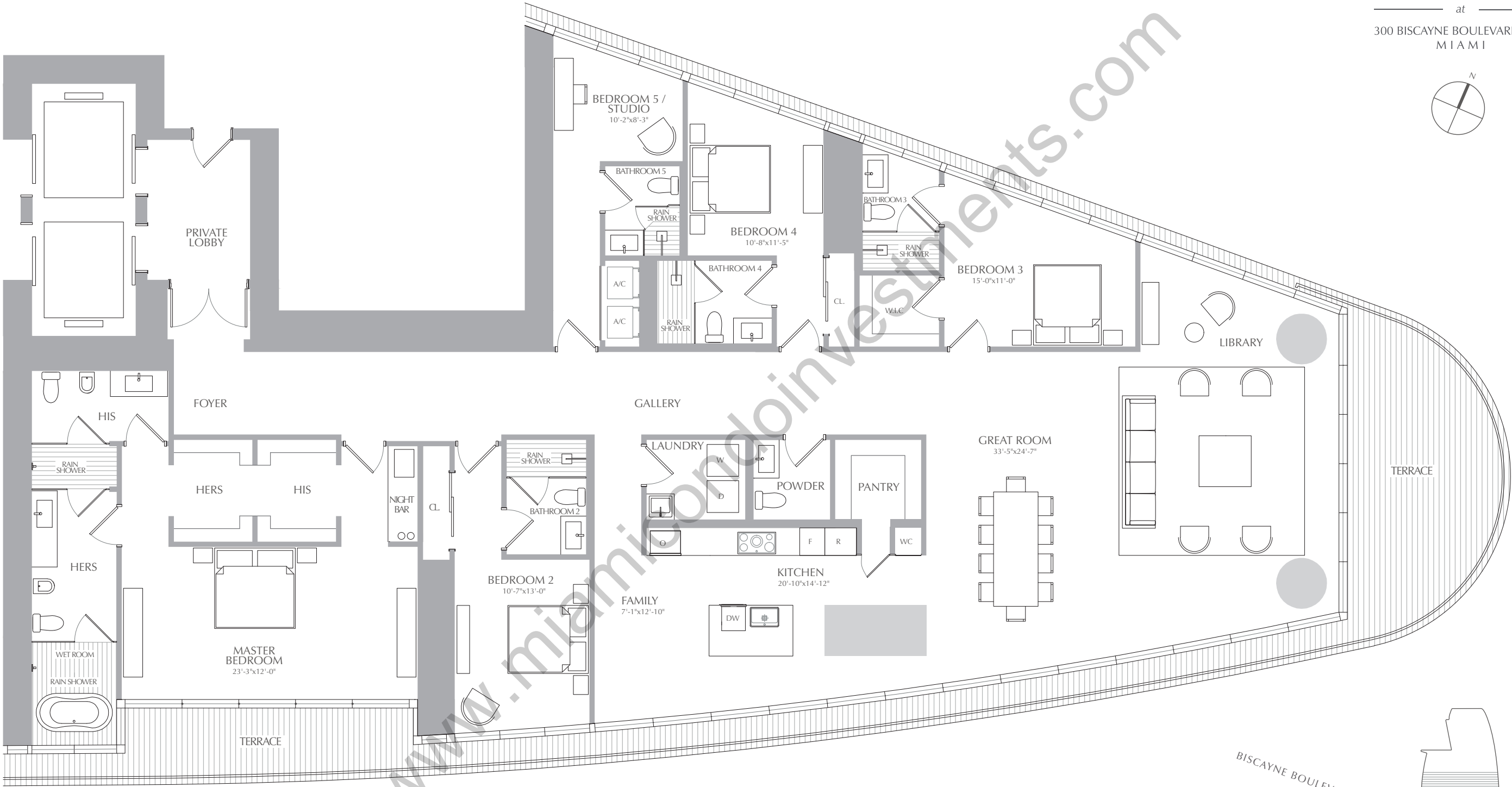


ASTON MARTIN

RESIDENCES

at

300 BISCAYNE BOULEVARD WAY
M I A M I



LEVEL 35
SOUTH ELEVATION



STATED SQUARE FOOTAGES AND DIMENSIONS ARE MEASURED TO THE EXTERIOR BOUNDARIES OF THE EXTERIOR WALLS AND THE CENTERLINE OF INTERIOR DEMISING WALLS AND IN FACT VARY FROM THE SQUARE FOOTAGE AND DIMENSIONS THAT WOULD BE DETERMINED BY USING THE DESCRIPTION AND DEFINITION OF THE "UNIT" SET FORTH IN THE DECLARATION (WHICH GENERALLY ONLY INCLUDES THE INTERIOR AIRSPACE BETWEEN THE PERIMETER WALLS AND EXCLUDES ALL INTERIOR STRUCTURAL COMPONENTS AND OTHER COMMON ELEMENTS). THIS METHOD IS GENERALLY USED IN SALES MATERIALS AND IS PROVIDED TO ALLOW A PROSPECTIVE BUYER TO COMPARE THE UNITS WITH UNITS IN OTHER CONDOMINIUM PROJECTS THAT UTILIZE THE SAME METHOD. FOR YOUR REFERENCE, THE AREA OF THE UNIT, DETERMINED IN ACCORDANCE WITH THESE DEFINED UNIT BOUNDARIES, IS 4,369 SQ. FT. MEASUREMENTS OF ROOMS SET FORTH ON THIS FLOOR PLAN ARE GENERALLY TAKEN AT THE FARTHEST POINTS OF EACH GIVEN ROOM (AS IF THE ROOM WERE A PERFECT RECTANGLE), WITHOUT REGARD FOR ANY CUTOUTS OR VARIATIONS. ACCORDINGLY, THE AREA OF THE ACTUAL ROOM WILL TYPICALLY BE SMALLER THAN THE PRODUCT OBTAINED BY MULTIPLYING THE STATED LENGTH AND WIDTH. ALL DIMENSIONS ARE ESTIMATES WHICH WILL VARY WITH ACTUAL CONSTRUCTION, AND ALL FLOOR PLANS, SPECIFICATIONS AND OTHER DEVELOPMENT PLANS ARE SUBJECT TO CHANGE AND WILL NOT NECESSARILY ACCURATELY REFLECT THE FINAL PLANS AND SPECIFICATIONS FOR THE DEVELOPMENT. ALL DEPICTIONS OF APPLIANCES, COUNTERS, SOFFITS, FLOOR COVERINGS AND OTHER MATTERS OF DETAIL, INCLUDING, WITHOUT LIMITATION, ITEMS OF FINISH AND DECORATION, ARE CONCEPTUAL ONLY AND ARE NOT NECESSARILY INCLUDED IN EACH UNIT.

PANORAMIC RESIDENCES
RESIDENCES 01
LEVEL 36

5 BEDROOMS
5.5 BATHROOMS
FAMILY + LIBRARY

INTERIOR: 3,978 SQ. FT. 370 SQ. M.
EXTERIOR: 627 SQ. FT. 58 SQ. M.
TOTAL: 4,605 SQ. FT. 428 SQ. M.

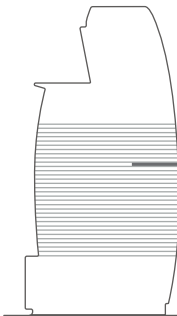
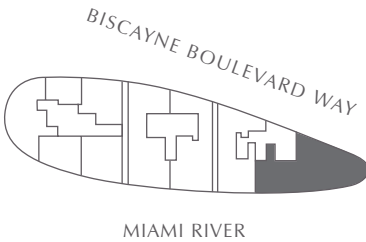
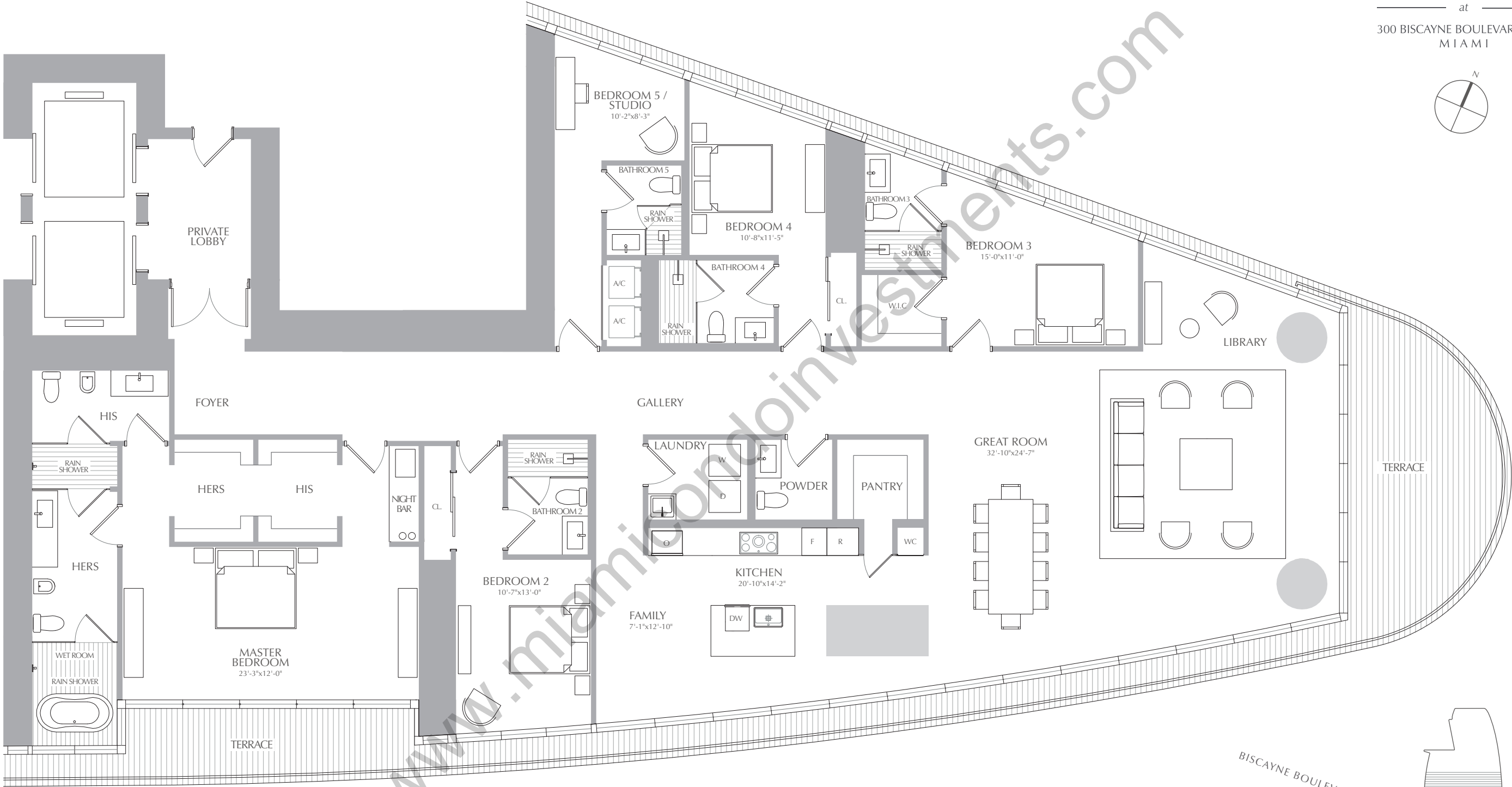


ASTON MARTIN

RESIDENCES

at

300 BISCAYNE BOULEVARD WAY
M I A M I



LEVEL 36
SOUTH ELEVATION



STATED SQUARE FOOTAGES AND DIMENSIONS ARE MEASURED TO THE EXTERIOR BOUNDARIES OF THE EXTERIOR WALLS AND THE CENTERLINE OF INTERIOR DEMISING WALLS AND IN FACT VARY FROM THE SQUARE FOOTAGE AND DIMENSIONS THAT WOULD BE DETERMINED BY USING THE DESCRIPTION AND DEFINITION OF THE "UNIT" SET FORTH IN THE DECLARATION (WHICH GENERALLY ONLY INCLUDES THE INTERIOR AIRSPACE BETWEEN THE PERIMETER WALLS AND EXCLUDES ALL INTERIOR STRUCTURAL COMPONENTS AND OTHER COMMON ELEMENTS). THIS METHOD IS GENERALLY USED IN SALES MATERIALS AND IS PROVIDED TO ALLOW A PROSPECTIVE BUYER TO COMPARE THE UNITS WITH UNITS IN OTHER CONDOMINIUM PROJECTS THAT UTILIZE THE SAME METHOD. FOR YOUR REFERENCE, THE AREA OF THE UNIT, DETERMINED IN ACCORDANCE WITH THESE DEFINED UNIT BOUNDARIES, IS 4,369 SQ. FT. MEASUREMENTS OF ROOMS SET FORTH ON THIS FLOOR PLAN ARE GENERALLY TAKEN AT THE FARTHEST POINTS OF EACH GIVEN ROOM (AS IF THE ROOM WERE A PERFECT RECTANGLE), WITHOUT REGARD FOR ANY CUTOUTS OR VARIATIONS. ACCORDINGLY, THE AREA OF THE ACTUAL ROOM WILL TYPICALLY BE SMALLER THAN THE PRODUCT OBTAINED BY MULTIPLYING THE STATED LENGTH AND WIDTH. ALL DIMENSIONS ARE ESTIMATES WHICH WILL VARY WITH ACTUAL CONSTRUCTION, AND ALL FLOOR PLANS, SPECIFICATIONS AND OTHER DEVELOPMENT PLANS ARE SUBJECT TO CHANGE AND WILL NOT NECESSARILY ACCURATELY REFLECT THE FINAL PLANS AND SPECIFICATIONS FOR THE DEVELOPMENT. ALL DEPICTIONS OF APPLIANCES, COUNTERS, SOFFITS, FLOOR COVERINGS AND OTHER MATTERS OF DETAIL, INCLUDING, WITHOUT LIMITATION, ITEMS OF FINISH AND DECORATION, ARE CONCEPTUAL ONLY AND ARE NOT NECESSARILY INCLUDED IN EACH UNIT.

PANORAMIC RESIDENCES
RESIDENCES 01
LEVEL 37

5 BEDROOMS
5.5 BATHROOMS
FAMILY + LIBRARY

INTERIOR: 3,971 SQ. FT. 369 SQ. M.
EXTERIOR: 627 SQ. FT. 58 SQ. M.
TOTAL: 4,598 SQ. FT. 427 SQ. M.

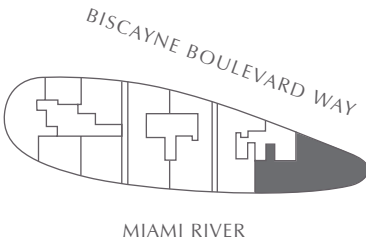
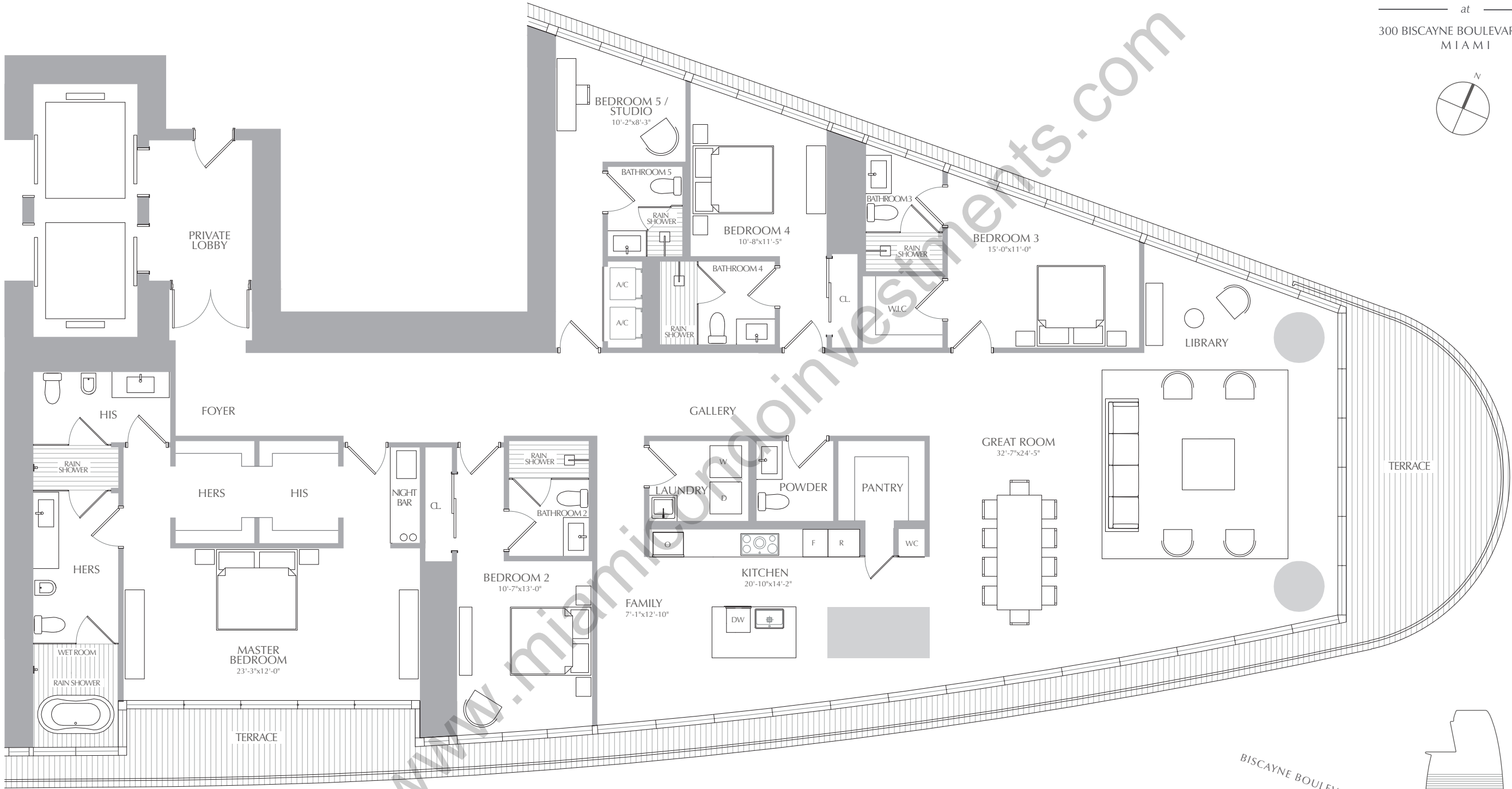


ASTON MARTIN

RESIDENCES

at

300 BISCAYNE BOULEVARD WAY
M I A M I



LEVEL 37
SOUTH ELEVATION



STATED SQUARE FOOTAGES AND DIMENSIONS ARE MEASURED TO THE EXTERIOR BOUNDARIES OF THE EXTERIOR WALLS AND THE CENTERLINE OF INTERIOR DEMISING WALLS AND IN FACT VARY FROM THE SQUARE FOOTAGE AND DIMENSIONS THAT WOULD BE DETERMINED BY USING THE DESCRIPTION AND DEFINITION OF THE "UNIT" SET FORTH IN THE DECLARATION (WHICH GENERALLY ONLY INCLUDES THE INTERIOR AIRSPACE BETWEEN THE PERIMETER WALLS AND EXCLUDES ALL INTERIOR STRUCTURAL COMPONENTS AND OTHER COMMON ELEMENTS). THIS METHOD IS GENERALLY USED IN SALES MATERIALS AND IS PROVIDED TO ALLOW A PROSPECTIVE BUYER TO COMPARE THE UNITS WITH UNITS IN OTHER CONDOMINIUM PROJECTS THAT UTILIZE THE SAME METHOD. FOR YOUR REFERENCE, THE AREA OF THE UNIT, DETERMINED IN ACCORDANCE WITH THESE DEFINED UNIT BOUNDARIES, IS 4,369 SQ. FT. MEASUREMENTS OF ROOMS SET FORTH ON THIS FLOOR PLAN ARE GENERALLY TAKEN AT THE FARTHEST POINTS OF EACH GIVEN ROOM (AS IF THE ROOM WERE A PERFECT RECTANGLE), WITHOUT REGARD FOR ANY CUTOUTS OR VARIATIONS. ACCORDINGLY, THE AREA OF THE ACTUAL ROOM WILL TYPICALLY BE SMALLER THAN THE PRODUCT OBTAINED BY MULTIPLYING THE STATED LENGTH AND WIDTH. ALL DIMENSIONS ARE ESTIMATES WHICH WILL VARY WITH ACTUAL CONSTRUCTION, AND ALL FLOOR PLANS, SPECIFICATIONS AND OTHER DEVELOPMENT PLANS ARE SUBJECT TO CHANGE AND WILL NOT NECESSARILY ACCURATELY REFLECT THE FINAL PLANS AND SPECIFICATIONS FOR THE DEVELOPMENT. ALL DEPICTIONS OF APPLIANCES, COUNTERS, SOFFITS, FLOOR COVERINGS AND OTHER MATTERS OF DETAIL, INCLUDING, WITHOUT LIMITATION, ITEMS OF FINISH AND DECORATION, ARE CONCEPTUAL ONLY AND ARE NOT NECESSARILY INCLUDED IN EACH UNIT.

PANORAMIC RESIDENCES
RESIDENCES 01
LEVEL 38

5 BEDROOMS
5.5 BATHROOMS
FAMILY + LIBRARY

INTERIOR: 3,962 SQ. FT. 368 SQ. M.
EXTERIOR: 629 SQ. FT. 59 SQ. M.
TOTAL: 4,591 SQ. FT. 427 SQ. M.

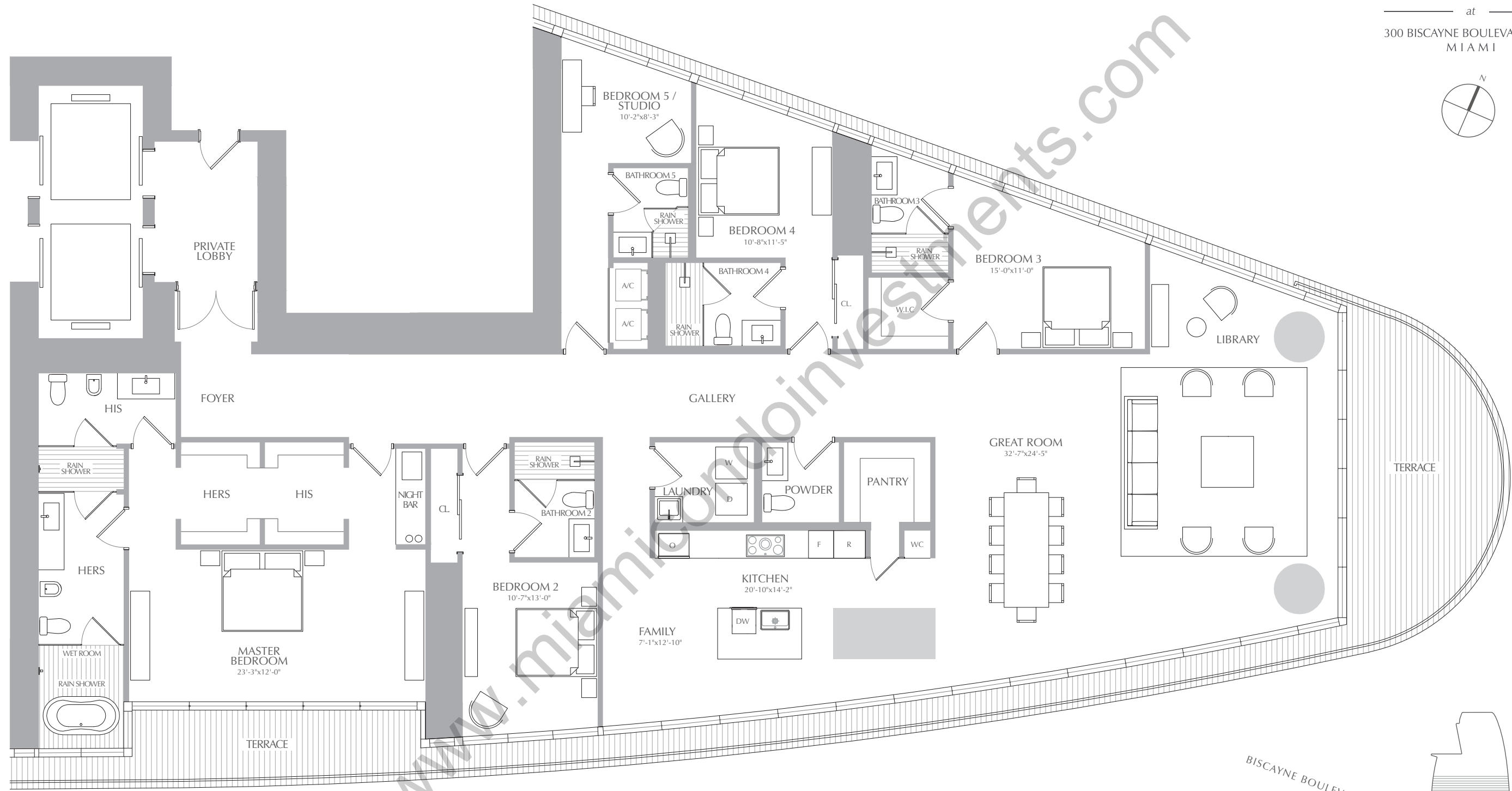


ASTON MARTIN

RESIDENCES

at

300 BISCAYNE BOULEVARD WAY
M I A M I



BISCAYNE BOULEVARD WAY

MIAMI RIVER

LEVEL 38
SOUTH ELEVATION



STATED SQUARE FOOTAGES AND DIMENSIONS ARE MEASURED TO THE EXTERIOR BOUNDARIES OF THE EXTERIOR WALLS AND THE CENTERLINE OF INTERIOR DEMISING WALLS AND IN FACT VARY FROM THE SQUARE FOOTAGE AND DIMENSIONS THAT WOULD BE DETERMINED BY USING THE DESCRIPTION AND DEFINITION OF THE "UNIT" SET FORTH IN THE DECLARATION (WHICH GENERALLY ONLY INCLUDES THE INTERIOR AIRSPACE BETWEEN THE PERIMETER WALLS AND EXCLUDES ALL INTERIOR STRUCTURAL COMPONENTS AND OTHER COMMON ELEMENTS). THIS METHOD IS GENERALLY USED IN SALES MATERIALS AND IS PROVIDED TO ALLOW A PROSPECTIVE BUYER TO COMPARE THE UNITS WITH UNITS IN OTHER CONDOMINIUM PROJECTS THAT UTILIZE THE SAME METHOD. FOR YOUR REFERENCE, THE AREA OF THE UNIT, DETERMINED IN ACCORDANCE WITH THESE DEFINED UNIT BOUNDARIES, IS 4,369 SQ. FT. MEASUREMENTS OF ROOMS SET FORTH ON THIS FLOOR PLAN ARE GENERALLY TAKEN AT THE FARTHEST POINTS OF EACH GIVEN ROOM (AS IF THE ROOM WERE A PERFECT RECTANGLE), WITHOUT REGARD FOR ANY CUTOUTS OR VARIATIONS. ACCORDINGLY, THE AREA OF THE ACTUAL ROOM WILL TYPICALLY BE SMALLER THAN THE PRODUCT OBTAINED BY MULTIPLYING THE STATED LENGTH AND WIDTH. ALL DIMENSIONS ARE ESTIMATES WHICH WILL VARY WITH ACTUAL CONSTRUCTION, AND ALL FLOOR PLANS, SPECIFICATIONS AND OTHER DEVELOPMENT PLANS ARE SUBJECT TO CHANGE AND WILL NOT NECESSARILY ACCURATELY REFLECT THE FINAL PLANS AND SPECIFICATIONS FOR THE DEVELOPMENT. ALL DEPICTIONS OF APPLIANCES, COUNTERS, SOFFITS, FLOOR COVERINGS AND OTHER MATTERS OF DETAIL, INCLUDING, WITHOUT LIMITATION, ITEMS OF FINISH AND DECORATION, ARE CONCEPTUAL ONLY AND ARE NOT NECESSARILY INCLUDED IN EACH UNIT.

PANORAMIC RESIDENCES
RESIDENCES 01
LEVEL 39

5 BEDROOMS
5.5 BATHROOMS
FAMILY + LIBRARY

INTERIOR: 3,951 SQ. FT. 367 SQ. M.
EXTERIOR: 636 SQ. FT. 59 SQ. M.
TOTAL: 4,587 SQ. FT. 426 SQ. M.

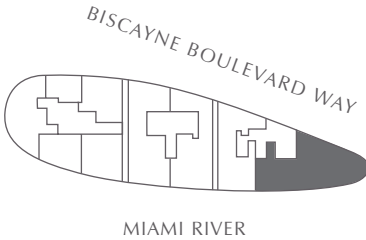
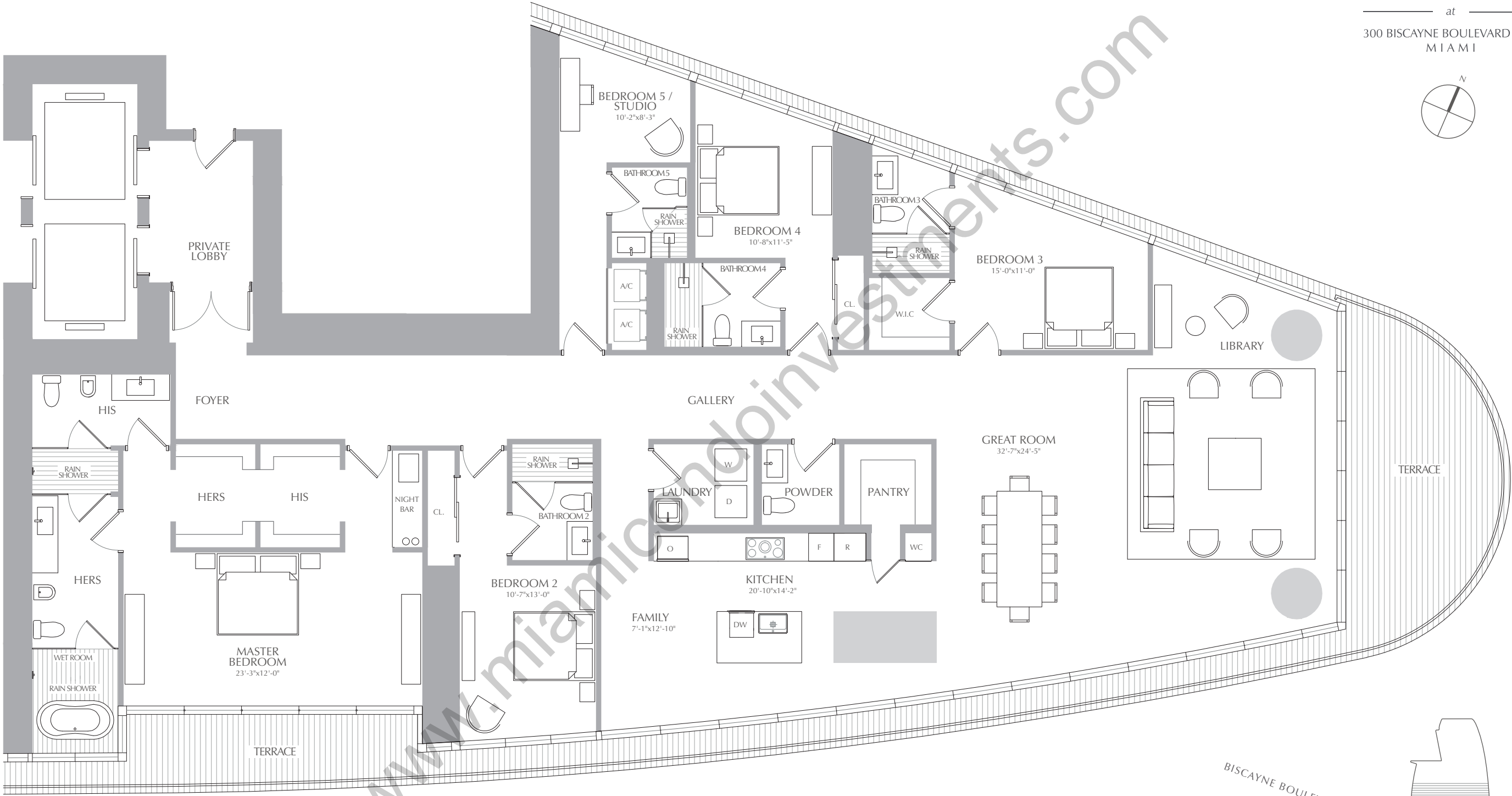


ASTON MARTIN

RESIDENCES

at

300 BISCAYNE BOULEVARD WAY
M I A M I



LEVEL 39
SOUTH ELEVATION



STATED SQUARE FOOTAGES AND DIMENSIONS ARE MEASURED TO THE EXTERIOR BOUNDARIES OF THE EXTERIOR WALLS AND THE CENTERLINE OF INTERIOR DEMISING WALLS AND IN FACT VARY FROM THE SQUARE FOOTAGE AND DIMENSIONS THAT WOULD BE DETERMINED BY USING THE DESCRIPTION AND DEFINITION OF THE "UNIT" SET FORTH IN THE DECLARATION (WHICH GENERALLY ONLY INCLUDES THE INTERIOR AIRSPACE BETWEEN THE PERIMETER WALLS AND EXCLUDES ALL INTERIOR STRUCTURAL COMPONENTS AND OTHER COMMON ELEMENTS). THIS METHOD IS GENERALLY USED IN SALES MATERIALS AND IS PROVIDED TO ALLOW A PROSPECTIVE BUYER TO COMPARE THE UNITS WITH UNITS IN OTHER CONDOMINIUM PROJECTS THAT UTILIZE THE SAME METHOD. FOR YOUR REFERENCE, THE AREA OF THE UNIT, DETERMINED IN ACCORDANCE WITH THESE DEFINED UNIT BOUNDARIES, IS 4,369 SQ. FT. MEASUREMENTS OF ROOMS SET FORTH ON THIS FLOOR PLAN ARE GENERALLY TAKEN AT THE FARTHEST POINTS OF EACH GIVEN ROOM (AS IF THE ROOM WERE A PERFECT RECTANGLE), WITHOUT REGARD FOR ANY CUTOUTS OR VARIATIONS. ACCORDINGLY, THE AREA OF THE ACTUAL ROOM WILL TYPICALLY BE SMALLER THAN THE PRODUCT OBTAINED BY MULTIPLYING THE STATED LENGTH AND WIDTH. ALL DIMENSIONS ARE ESTIMATES WHICH WILL VARY WITH ACTUAL CONSTRUCTION, AND ALL FLOOR PLANS, SPECIFICATIONS AND OTHER DEVELOPMENT PLANS ARE SUBJECT TO CHANGE AND WILL NOT NECESSARILY ACCURATELY REFLECT THE FINAL PLANS AND SPECIFICATIONS FOR THE DEVELOPMENT. ALL DEPICTIONS OF APPLIANCES, COUNTERS, SOFFITS, FLOOR COVERINGS AND OTHER MATTERS OF DETAIL, INCLUDING, WITHOUT LIMITATION, ITEMS OF FINISH AND DECORATION, ARE CONCEPTUAL ONLY AND ARE NOT NECESSARILY INCLUDED IN EACH UNIT.

PANORAMIC RESIDENCES
RESIDENCES 01
LEVEL 40

5 BEDROOMS
5.5 BATHROOMS
FAMILY + LIBRARY

INTERIOR: 3,935 SQ. FT. 365 SQ. M.
EXTERIOR: 638 SQ. FT. 60 SQ. M.
TOTAL: 4,573 SQ. FT. 425 SQ. M.

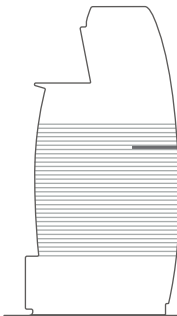
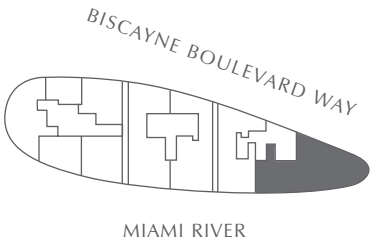
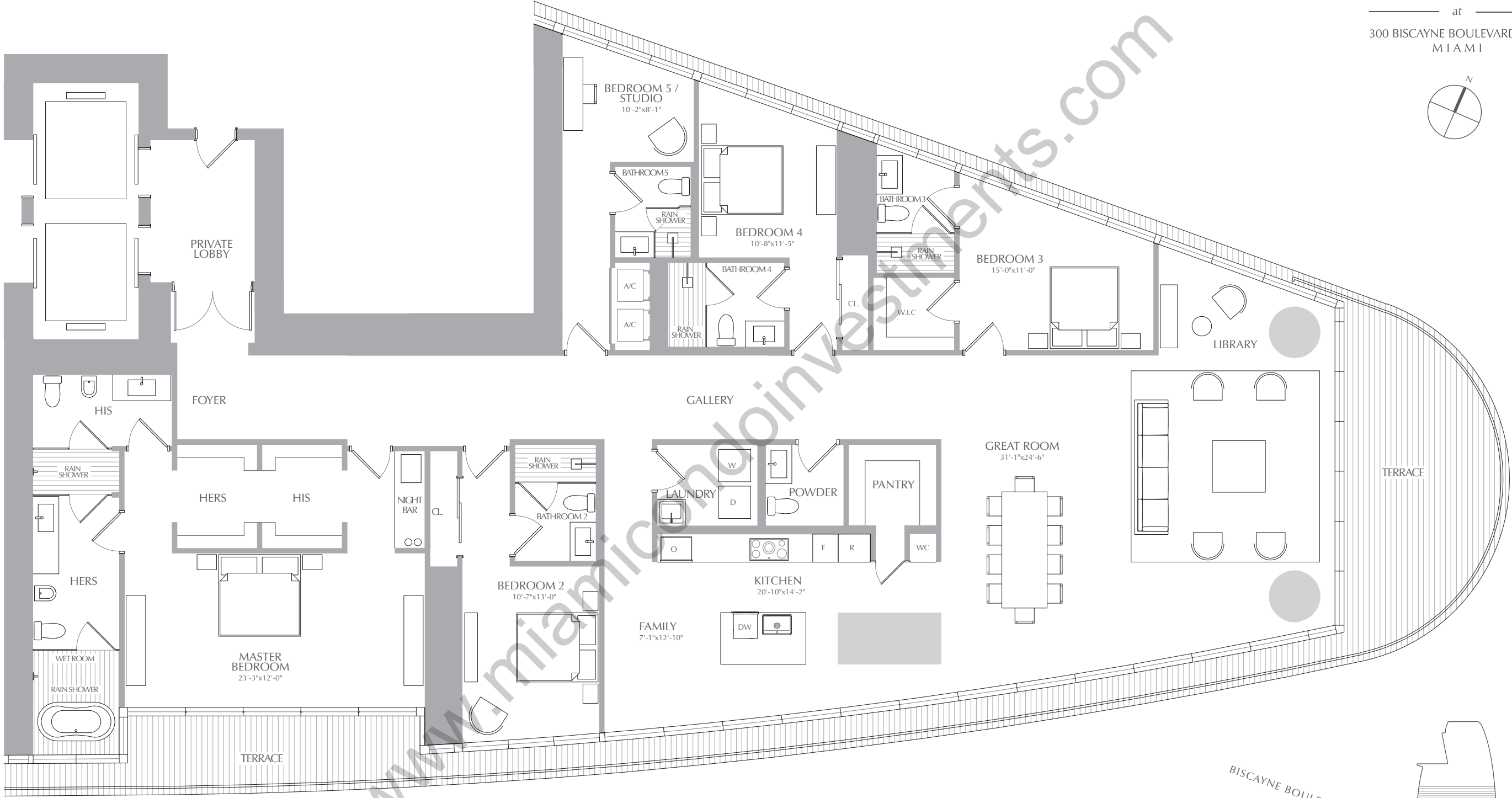


ASTON MARTIN

RESIDENCES

at

300 BISCAYNE BOULEVARD WAY
M I A M I



LEVEL 40
SOUTH ELEVATION



STATED SQUARE FOOTAGES AND DIMENSIONS ARE MEASURED TO THE EXTERIOR BOUNDARIES OF THE EXTERIOR WALLS AND THE CENTERLINE OF INTERIOR DEMISING WALLS AND IN FACT VARY FROM THE SQUARE FOOTAGE AND DIMENSIONS THAT WOULD BE DETERMINED BY USING THE DESCRIPTION AND DEFINITION OF THE "UNIT" SET FORTH IN THE DECLARATION (WHICH GENERALLY ONLY INCLUDES THE INTERIOR AIRSPACE BETWEEN THE PERIMETER WALLS AND EXCLUDES ALL INTERIOR STRUCTURAL COMPONENTS AND OTHER COMMON ELEMENTS). THIS METHOD IS GENERALLY USED IN SALES MATERIALS AND IS PROVIDED TO ALLOW A PROSPECTIVE BUYER TO COMPARE THE UNITS WITH UNITS IN OTHER CONDOMINIUM PROJECTS THAT UTILIZE THE SAME METHOD. FOR YOUR REFERENCE, THE AREA OF THE UNIT, DETERMINED IN ACCORDANCE WITH THESE DEFINED UNIT BOUNDARIES, IS 4,369 SQ. FT. MEASUREMENTS OF ROOMS SET FORTH ON THIS FLOOR PLAN ARE GENERALLY TAKEN AT THE FARTHEST POINTS OF EACH GIVEN ROOM (AS IF THE ROOM WERE A PERFECT RECTANGLE), WITHOUT REGARD FOR ANY CUTOUTS OR VARIATIONS. ACCORDINGLY, THE AREA OF THE ACTUAL ROOM WILL TYPICALLY BE SMALLER THAN THE PRODUCT OBTAINED BY MULTIPLYING THE STATED LENGTH AND WIDTH. ALL DIMENSIONS ARE ESTIMATES WHICH WILL VARY WITH ACTUAL CONSTRUCTION, AND ALL FLOOR PLANS, SPECIFICATIONS AND OTHER DEVELOPMENT PLANS ARE SUBJECT TO CHANGE AND WILL NOT NECESSARILY ACCURATELY REFLECT THE FINAL PLANS AND SPECIFICATIONS FOR THE DEVELOPMENT. ALL DEPICTIONS OF APPLIANCES, COUNTERS, SOFFITS, FLOOR COVERINGS AND OTHER MATTERS OF DETAIL, INCLUDING, WITHOUT LIMITATION, ITEMS OF FINISH AND DECORATION, ARE CONCEPTUAL ONLY AND ARE NOT NECESSARILY INCLUDED IN EACH UNIT.

PANORAMIC RESIDENCES
RESIDENCES 01
LEVEL 41

5 BEDROOMS
5.5 BATHROOMS
FAMILY + LIBRARY

INTERIOR: 3,916 SQ. FT. 364 SQ. M.
EXTERIOR: 640 SQ. FT. 59 SQ. M.
TOTAL: 4,556 SQ. FT. 423 SQ. M.

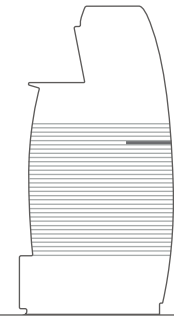
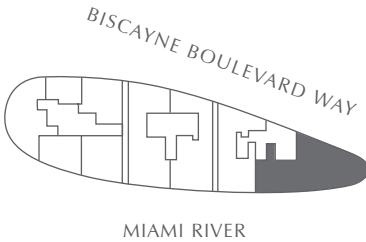
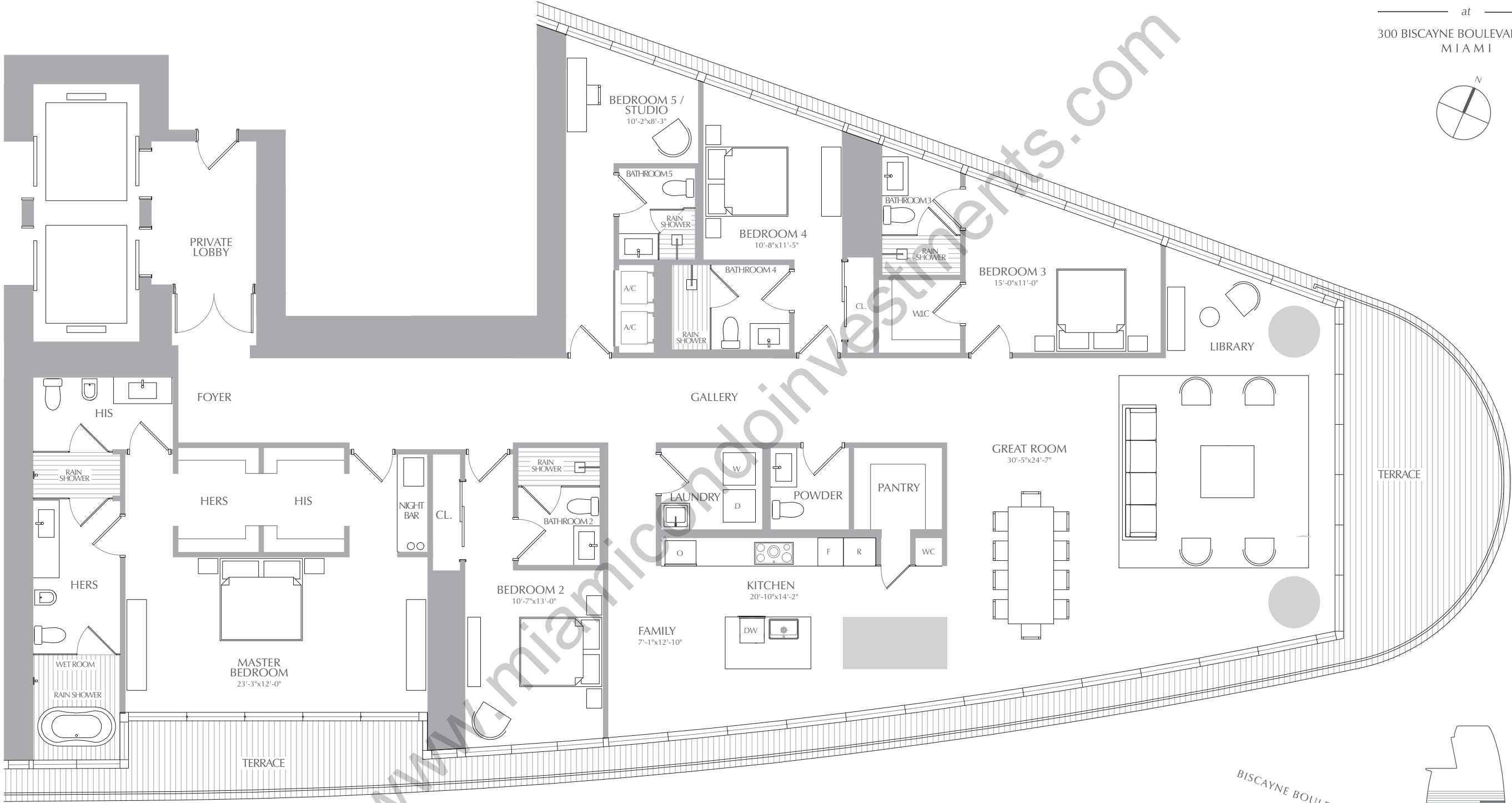


ASTON MARTIN

RESIDENCES

at

300 BISCAYNE BOULEVARD WAY
M I A M I



LEVEL 41
SOUTH ELEVATION



STATED SQUARE FOOTAGES AND DIMENSIONS ARE MEASURED TO THE EXTERIOR BOUNDARIES OF THE EXTERIOR WALLS AND THE CENTERLINE OF INTERIOR DEMISING WALLS AND IN FACT VARY FROM THE SQUARE FOOTAGE AND DIMENSIONS THAT WOULD BE DETERMINED BY USING THE DESCRIPTION AND DEFINITION OF THE "UNIT" SET FORTH IN THE DECLARATION (WHICH GENERALLY ONLY INCLUDES THE INTERIOR AIRSPACE BETWEEN THE PERIMETER WALLS AND EXCLUDES ALL INTERIOR STRUCTURAL COMPONENTS AND OTHER COMMON ELEMENTS). THIS METHOD IS GENERALLY USED IN SALES MATERIALS AND IS PROVIDED TO ALLOW A PROSPECTIVE BUYER TO COMPARE THE UNITS WITH UNITS IN OTHER CONDOMINIUM PROJECTS THAT UTILIZE THE SAME METHOD. FOR YOUR REFERENCE, THE AREA OF THE UNIT, DETERMINED IN ACCORDANCE WITH THESE DEFINED UNIT BOUNDARIES, IS 4,369 SQ. FT. MEASUREMENTS OF ROOMS SET FORTH ON THIS FLOOR PLAN ARE GENERALLY TAKEN AT THE FARTHEST POINTS OF EACH GIVEN ROOM (AS IF THE ROOM WERE A PERFECT RECTANGLE), WITHOUT REGARD FOR ANY CUTOUTS OR VARIATIONS. ACCORDINGLY, THE AREA OF THE ACTUAL ROOM WILL TYPICALLY BE SMALLER THAN THE PRODUCT OBTAINED BY MULTIPLYING THE STATED LENGTH AND WIDTH. ALL DIMENSIONS ARE ESTIMATES WHICH WILL VARY WITH ACTUAL CONSTRUCTION, AND ALL FLOOR PLANS, SPECIFICATIONS AND OTHER DEVELOPMENT PLANS ARE SUBJECT TO CHANGE AND WILL NOT NECESSARILY ACCURATELY REFLECT THE FINAL PLANS AND SPECIFICATIONS FOR THE DEVELOPMENT. ALL DEPICTIONS OF APPLIANCES, COUNTERS, SOFFITS, FLOOR COVERINGS AND OTHER MATTERS OF DETAIL, INCLUDING, WITHOUT LIMITATION, ITEMS OF FINISH AND DECORATION, ARE CONCEPTUAL ONLY AND ARE NOT NECESSARILY INCLUDED IN EACH UNIT.

PANORAMIC RESIDENCES
RESIDENCES 01
LEVEL 42

5 BEDROOMS
5.5 BATHROOMS
FAMILY + LIBRARY

INTERIOR: 3,901 SQ. FT. 362 SQ. M.
EXTERIOR: 642 SQ. FT. 60 SQ. M.
TOTAL: 4,543 SQ. FT. 422 SQ. M.

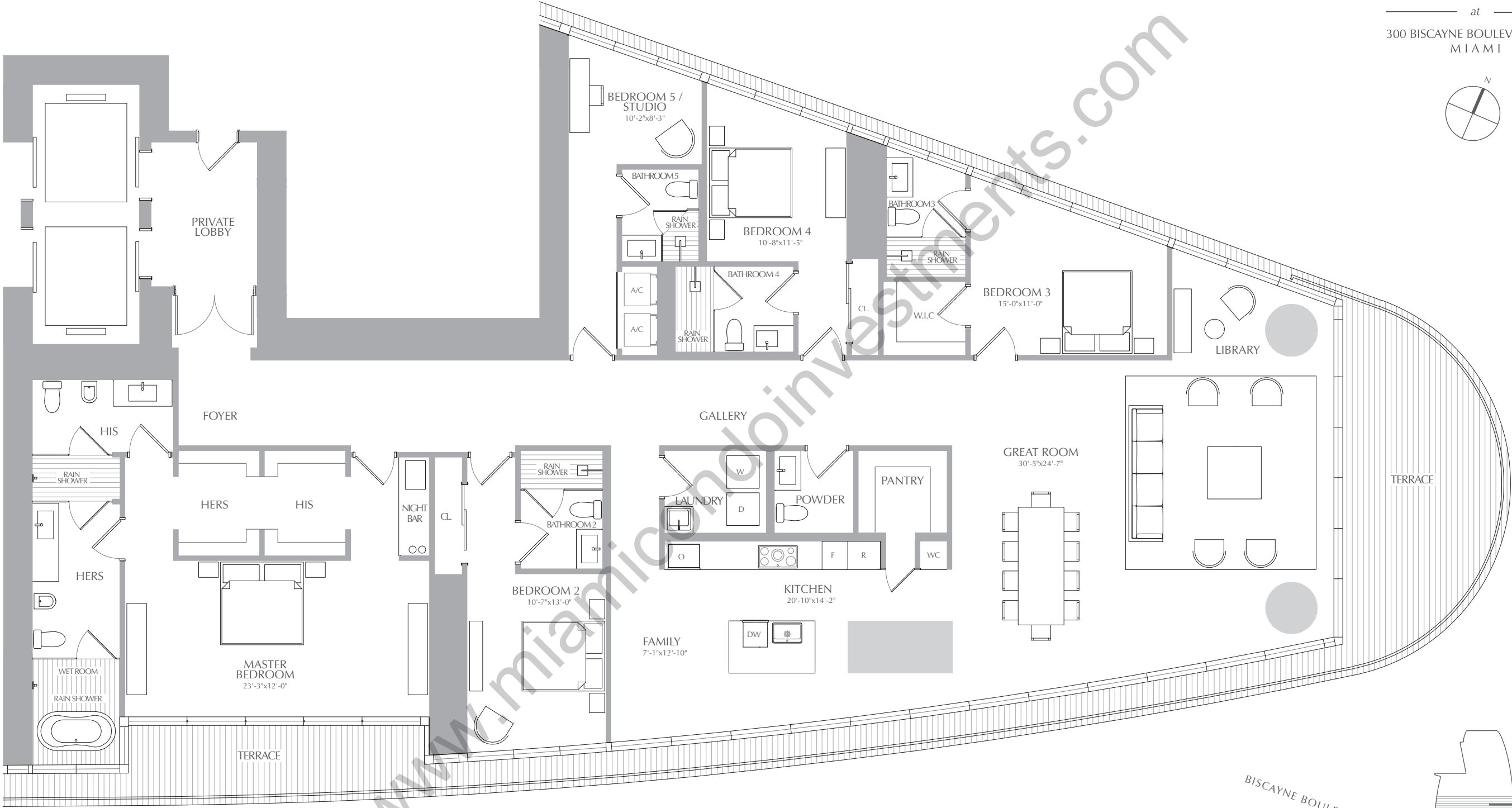


ASTON MARTIN

RESIDENCES

at

300 BISCAYNE BOULEVARD WAY
M I A M I



BISCAYNE BOULEVARD WAY

MIAMI RIVER



LEVEL 42
SOUTH ELEVATION



STATED SQUARE FOOTAGES AND DIMENSIONS ARE MEASURED TO THE EXTERIOR BOUNDARIES OF THE EXTERIOR WALLS AND THE CENTERLINE OF INTERIOR DEMISING WALLS AND IN FACT VARY FROM THE SQUARE FOOTAGE AND DIMENSIONS THAT WOULD BE DETERMINED BY USING THE DESCRIPTION AND DEFINITION OF THE "UNIT" SET FORTH IN THE DECLARATION (WHICH GENERALLY ONLY INCLUDES THE INTERIOR AIRSPACE BETWEEN THE PERIMETER WALLS AND EXCLUDES ALL INTERIOR STRUCTURAL COMPONENTS AND OTHER COMMON ELEMENTS). THIS METHOD IS GENERALLY USED IN SALES MATERIALS AND IS PROVIDED TO ALLOW A PROSPECTIVE BUYER TO COMPARE THE UNITS WITH UNITS IN OTHER CONDOMINIUM PROJECTS THAT UTILIZE THE SAME METHOD. FOR YOUR REFERENCE, THE AREA OF THE UNIT, DETERMINED IN ACCORDANCE WITH THESE DEFINED UNIT BOUNDARIES, IS 4,369 SQ. FT. MEASUREMENTS OF ROOMS SET FORTH ON THIS FLOOR PLAN ARE GENERALLY TAKEN AT THE FARTHEST POINTS OF EACH GIVEN ROOM (AS IF THE ROOM WERE A PERFECT RECTANGLE), WITHOUT REGARD FOR ANY CUTOUTS OR VARIATIONS. ACCORDINGLY, THE AREA OF THE ACTUAL ROOM WILL TYPICALLY BE SMALLER THAN THE PRODUCT OBTAINED BY MULTIPLYING THE STATED LENGTH AND WIDTH. ALL DIMENSIONS ARE ESTIMATES WHICH WILL VARY WITH ACTUAL CONSTRUCTION, AND ALL FLOOR PLANS, SPECIFICATIONS AND OTHER DEVELOPMENT PLANS ARE SUBJECT TO CHANGE AND WILL NOT NECESSARILY ACCURATELY REFLECT THE FINAL PLANS AND SPECIFICATIONS FOR THE DEVELOPMENT. ALL DEPICTIONS OF APPLIANCES, COUNTERS, SOFFITS, FLOOR COVERINGS AND OTHER MATTERS OF DETAIL, INCLUDING, WITHOUT LIMITATION, ITEMS OF FINISH AND DECORATION, ARE CONCEPTUAL ONLY AND ARE NOT NECESSARILY INCLUDED IN EACH UNIT.

PANORAMIC RESIDENCES
RESIDENCES 01
LEVEL 43

5 BEDROOMS
5.5 BATHROOMS
FAMILY

INTERIOR: 3,878 SQ. FT. 360 SQ. M.
EXTERIOR: 648 SQ. FT. 60 SQ. M.
TOTAL: 4,526 SQ. FT. 420 SQ. M.

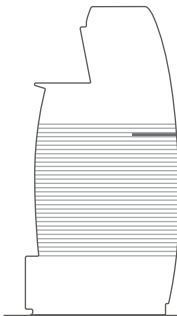
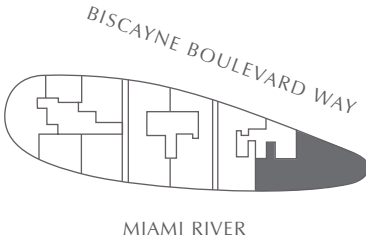
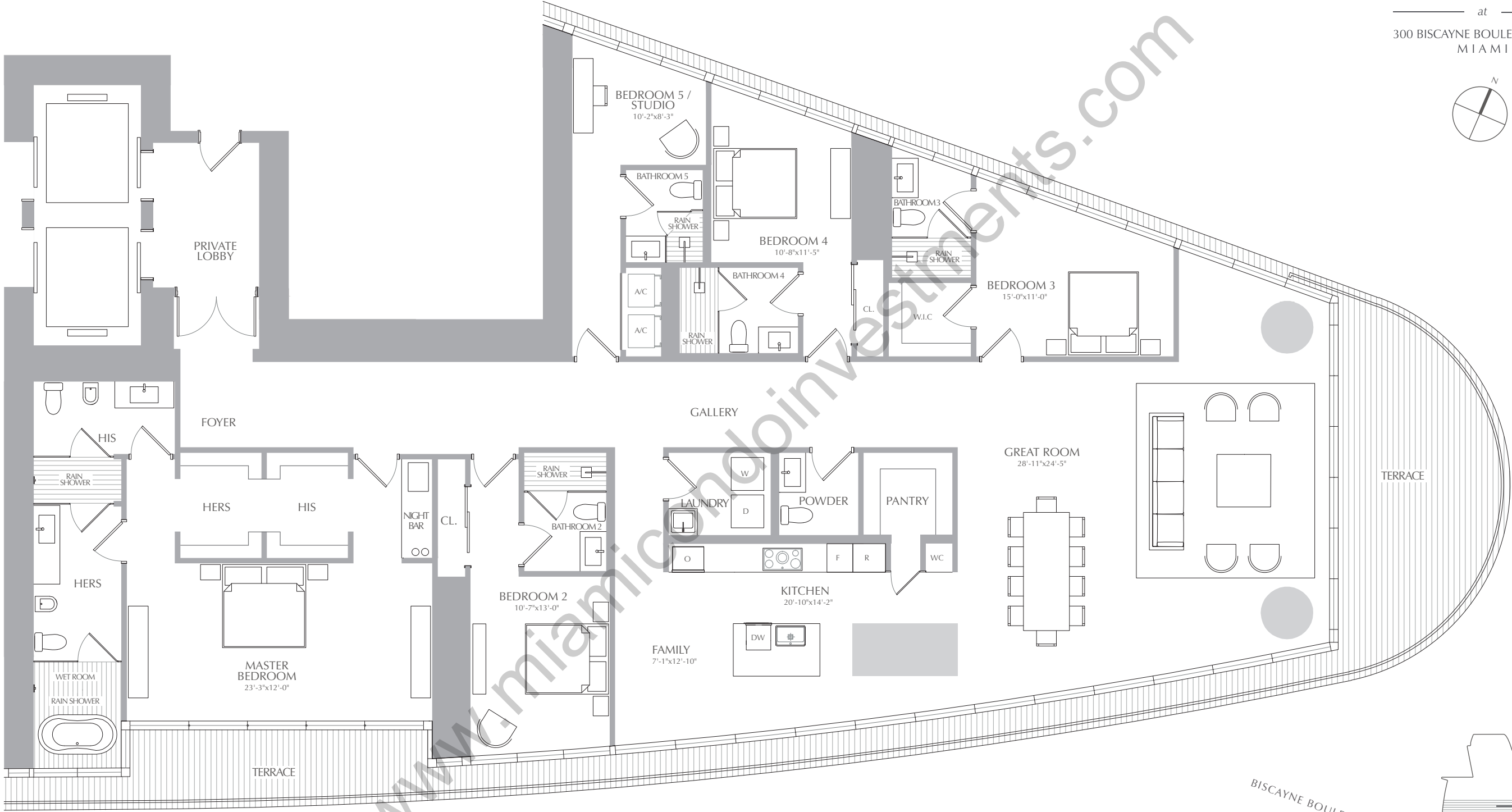


ASTON MARTIN

RESIDENCES

at

300 BISCAYNE BOULEVARD WAY
MIAMI



LEVEL 43
SOUTH ELEVATION



STATED SQUARE FOOTAGES AND DIMENSIONS ARE MEASURED TO THE EXTERIOR BOUNDARIES OF THE EXTERIOR WALLS AND THE CENTERLINE OF INTERIOR DEMISING WALLS AND IN FACT VARY FROM THE SQUARE FOOTAGE AND DIMENSIONS THAT WOULD BE DETERMINED BY USING THE DESCRIPTION AND DEFINITION OF THE "UNIT" SET FORTH IN THE DECLARATION (WHICH GENERALLY ONLY INCLUDES THE INTERIOR AIRSPACE BETWEEN THE PERIMETER WALLS AND EXCLUDES ALL INTERIOR STRUCTURAL COMPONENTS AND OTHER COMMON ELEMENTS). THIS METHOD IS GENERALLY USED IN SALES MATERIALS AND IS PROVIDED TO ALLOW A PROSPECTIVE BUYER TO COMPARE THE UNITS WITH UNITS IN OTHER CONDOMINIUM PROJECTS THAT UTILIZE THE SAME METHOD. FOR YOUR REFERENCE, THE AREA OF THE UNIT, DETERMINED IN ACCORDANCE WITH THESE DEFINED UNIT BOUNDARIES, IS 4,369 SQ. FT. MEASUREMENTS OF ROOMS SET FORTH ON THIS FLOOR PLAN ARE GENERALLY TAKEN AT THE FARTHEST POINTS OF EACH GIVEN ROOM (AS IF THE ROOM WERE A PERFECT RECTANGLE), WITHOUT REGARD FOR ANY CUTOUTS OR VARIATIONS. ACCORDINGLY, THE AREA OF THE ACTUAL ROOM WILL TYPICALLY BE SMALLER THAN THE PRODUCT OBTAINED BY MULTIPLYING THE STATED LENGTH AND WIDTH. ALL DIMENSIONS ARE ESTIMATES WHICH WILL VARY WITH ACTUAL CONSTRUCTION, AND ALL FLOOR PLANS, SPECIFICATIONS AND OTHER DEVELOPMENT PLANS ARE SUBJECT TO CHANGE AND WILL NOT NECESSARILY ACCURATELY REFLECT THE FINAL PLANS AND SPECIFICATIONS FOR THE DEVELOPMENT. ALL DEPICTIONS OF APPLIANCES, COUNTERS, SOFFITS, FLOOR COVERINGS AND OTHER MATTERS OF DETAIL, INCLUDING, WITHOUT LIMITATION, ITEMS OF FINISH AND DECORATION, ARE CONCEPTUAL ONLY AND ARE NOT NECESSARILY INCLUDED IN EACH UNIT.

PANORAMIC RESIDENCES
RESIDENCES 01
LEVEL 44

5 BEDROOMS
5.5 BATHROOMS
FAMILY

INTERIOR: 3,854 SQ. FT. 358 SQ. M.
EXTERIOR: 649 SQ. FT. 60 SQ. M.
TOTAL: 4,503 SQ. FT. 418 SQ. M.

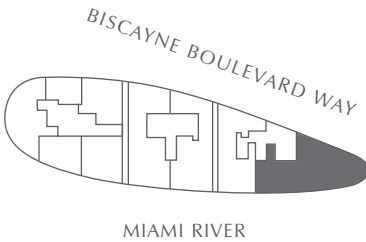
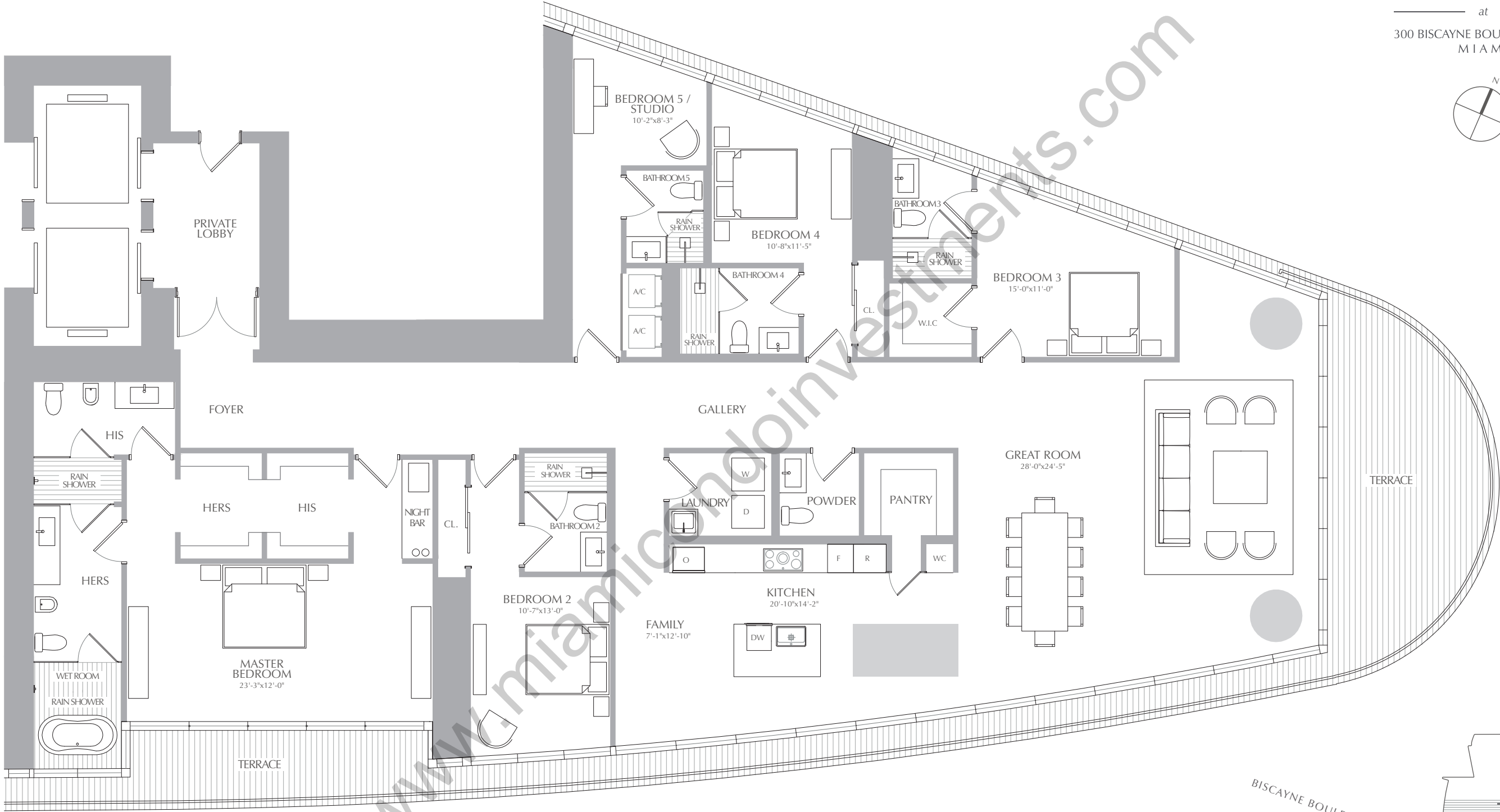


ASTON MARTIN

RESIDENCES

at

300 BISCAYNE BOULEVARD WAY
M I A M I



LEVEL 44
SOUTH ELEVATION



STATED SQUARE FOOTAGES AND DIMENSIONS ARE MEASURED TO THE EXTERIOR BOUNDARIES OF THE EXTERIOR WALLS AND THE CENTERLINE OF INTERIOR DEMISING WALLS AND IN FACT VARY FROM THE SQUARE FOOTAGE AND DIMENSIONS THAT WOULD BE DETERMINED BY USING THE DESCRIPTION AND DEFINITION OF THE "UNIT" SET FORTH IN THE DECLARATION (WHICH GENERALLY ONLY INCLUDES THE INTERIOR AIRSPACE BETWEEN THE PERIMETER WALLS AND EXCLUDES ALL INTERIOR STRUCTURAL COMPONENTS AND OTHER COMMON ELEMENTS). THIS METHOD IS GENERALLY USED IN SALES MATERIALS AND IS PROVIDED TO ALLOW A PROSPECTIVE BUYER TO COMPARE THE UNITS WITH UNITS IN OTHER CONDOMINIUM PROJECTS THAT UTILIZE THE SAME METHOD. FOR YOUR REFERENCE, THE AREA OF THE UNIT, DETERMINED IN ACCORDANCE WITH THESE DEFINED UNIT BOUNDARIES, IS 4,369 SQ. FT. MEASUREMENTS OF ROOMS SET FORTH ON THIS FLOOR PLAN ARE GENERALLY TAKEN AT THE FARTHEST POINTS OF EACH GIVEN ROOM (AS IF THE ROOM WERE A PERFECT RECTANGLE), WITHOUT REGARD FOR ANY CUTOUTS OR VARIATIONS. ACCORDINGLY, THE AREA OF THE ACTUAL ROOM WILL TYPICALLY BE SMALLER THAN THE PRODUCT OBTAINED BY MULTIPLYING THE STATED LENGTH AND WIDTH. ALL DIMENSIONS ARE ESTIMATES WHICH WILL VARY WITH ACTUAL CONSTRUCTION, AND ALL FLOOR PLANS, SPECIFICATIONS AND OTHER DEVELOPMENT PLANS ARE SUBJECT TO CHANGE AND WILL NOT NECESSARILY ACCURATELY REFLECT THE FINAL PLANS AND SPECIFICATIONS FOR THE DEVELOPMENT. ALL DEPICTIONS OF APPLIANCES, COUNTERS, SOFFITS, FLOOR COVERINGS AND OTHER MATTERS OF DETAIL, INCLUDING, WITHOUT LIMITATION, ITEMS OF FINISH AND DECORATION, ARE CONCEPTUAL ONLY AND ARE NOT NECESSARILY INCLUDED IN EACH UNIT.

PANORAMIC RESIDENCES
RESIDENCES 01
LEVEL 45

5 BEDROOMS
5.5 BATHROOMS
FAMILY

INTERIOR: 3,827 SQ. FT. 356 SQ. M.
EXTERIOR: 650 SQ. FT. 60 SQ. M.
TOTAL: 4,477 SQ. FT. 416 SQ. M.

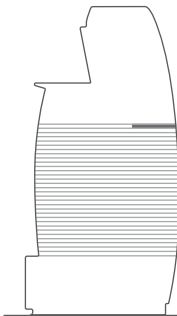
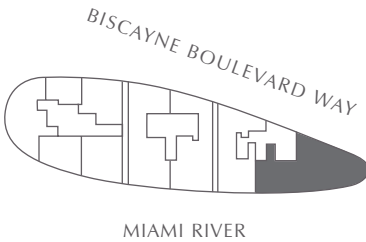
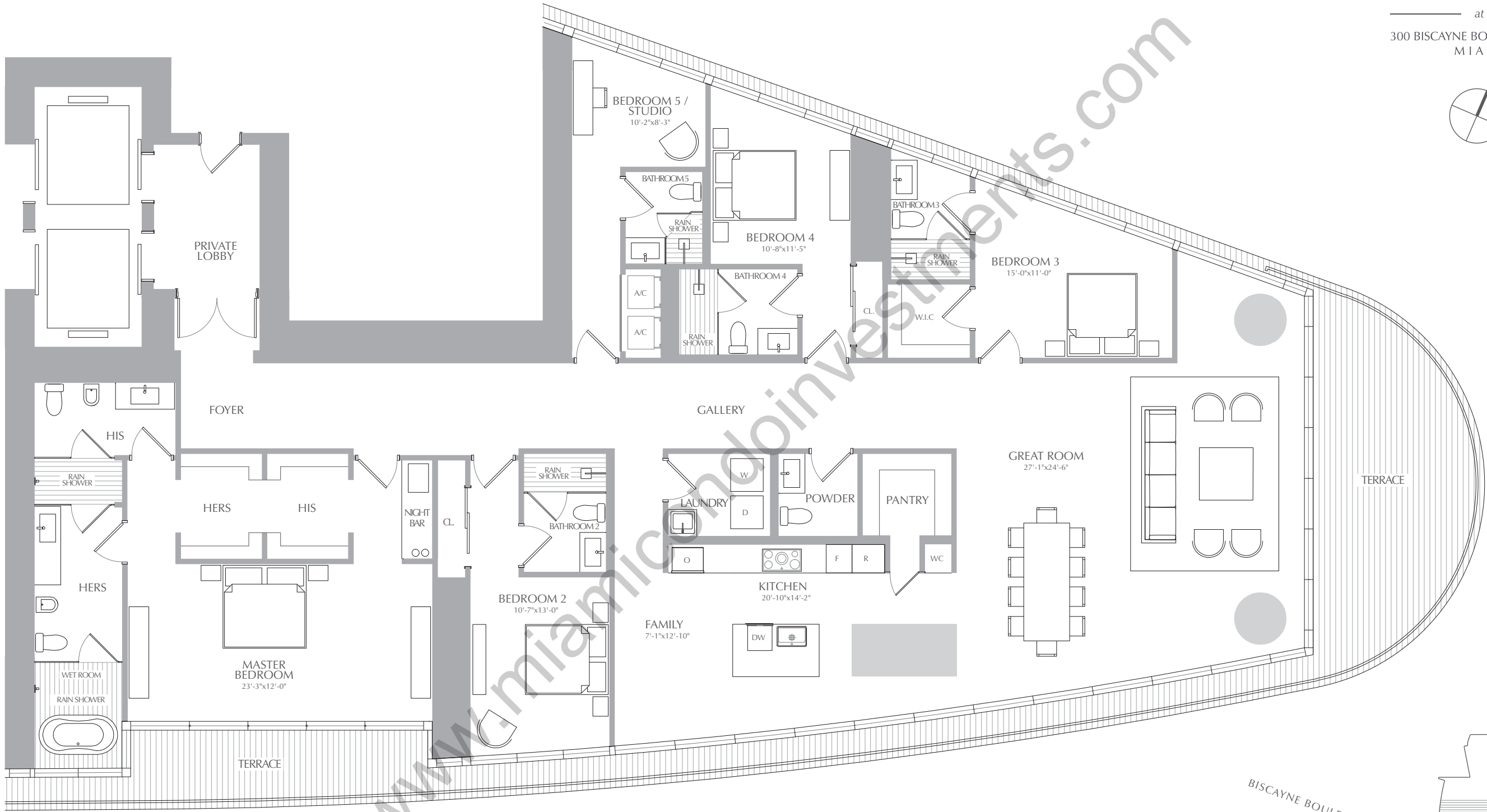


ASTON MARTIN

RESIDENCES

at

300 BISCAYNE BOULEVARD WAY
M I A M I



LEVEL 45
SOUTH ELEVATION



STATED SQUARE FOOTAGES AND DIMENSIONS ARE MEASURED TO THE EXTERIOR BOUNDARIES OF THE EXTERIOR WALLS AND THE CENTERLINE OF INTERIOR DEMISING WALLS AND IN FACT VARY FROM THE SQUARE FOOTAGE AND DIMENSIONS THAT WOULD BE DETERMINED BY USING THE DESCRIPTION AND DEFINITION OF THE "UNIT" SET FORTH IN THE DECLARATION (WHICH GENERALLY ONLY INCLUDES THE INTERIOR AIRSPACE BETWEEN THE PERIMETER WALLS AND EXCLUDES ALL INTERIOR STRUCTURAL COMPONENTS AND OTHER COMMON ELEMENTS). THIS METHOD IS GENERALLY USED IN SALES MATERIALS AND IS PROVIDED TO ALLOW A PROSPECTIVE BUYER TO COMPARE THE UNITS WITH UNITS IN OTHER CONDOMINIUM PROJECTS THAT UTILIZE THE SAME METHOD. FOR YOUR REFERENCE, THE AREA OF THE UNIT, DETERMINED IN ACCORDANCE WITH THESE DEFINED UNIT BOUNDARIES, IS 4,369 SQ. FT. MEASUREMENTS OF ROOMS SET FORTH ON THIS FLOOR PLAN ARE GENERALLY TAKEN AT THE FARTHEST POINTS OF EACH GIVEN ROOM (AS IF THE ROOM WERE A PERFECT RECTANGLE), WITHOUT REGARD FOR ANY CUTOUTS OR VARIATIONS. ACCORDINGLY, THE AREA OF THE ACTUAL ROOM WILL TYPICALLY BE SMALLER THAN THE PRODUCT OBTAINED BY MULTIPLYING THE STATED LENGTH AND WIDTH. ALL DIMENSIONS ARE ESTIMATES WHICH WILL VARY WITH ACTUAL CONSTRUCTION, AND ALL FLOOR PLANS, SPECIFICATIONS AND OTHER DEVELOPMENT PLANS ARE SUBJECT TO CHANGE AND WILL NOT NECESSARILY ACCURATELY REFLECT THE FINAL PLANS AND SPECIFICATIONS FOR THE DEVELOPMENT. ALL DEPICTIONS OF APPLIANCES, COUNTERS, SOFFITS, FLOOR COVERINGS AND OTHER MATTERS OF DETAIL, INCLUDING, WITHOUT LIMITATION, ITEMS OF FINISH AND DECORATION, ARE CONCEPTUAL ONLY AND ARE NOT NECESSARILY INCLUDED IN EACH UNIT.