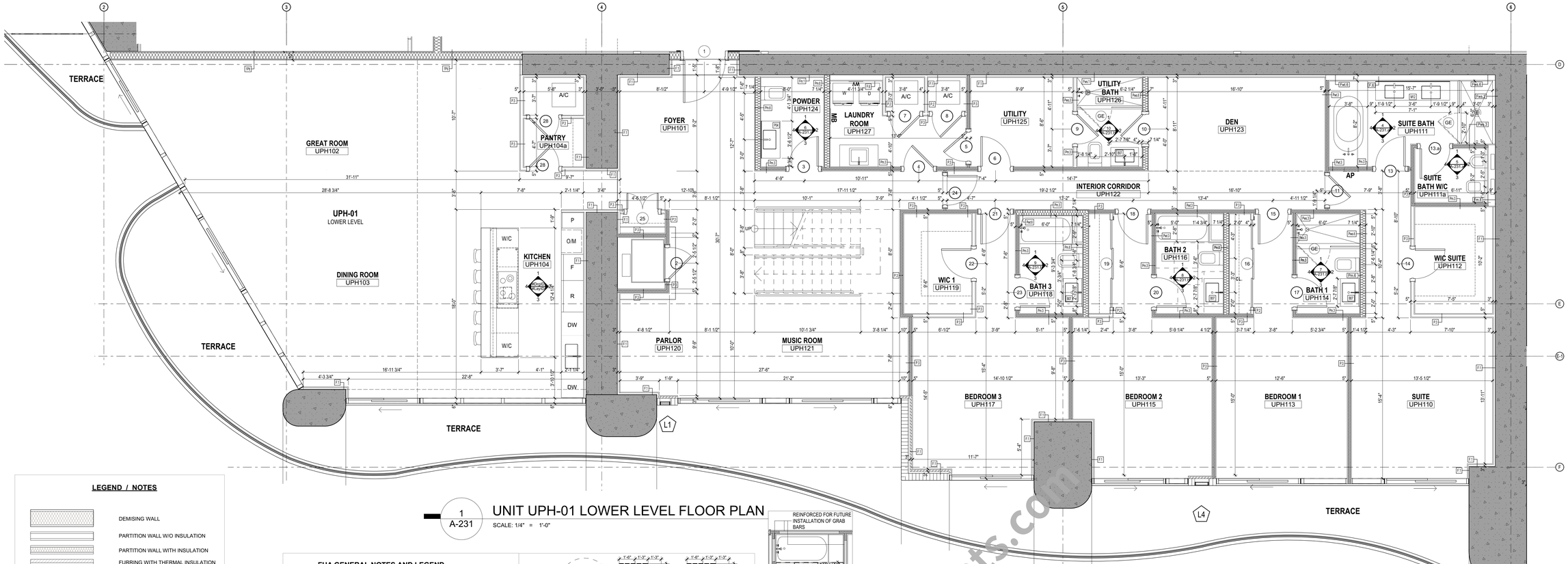

1 A-231 UNIT UPH-01 LOWER LEVEL FLOOR PLAN

SCALE: 1/4" = 1'-0"

LEGEND / NOTES

- DEMISING WALL
- PARTITION WALL W/O INSULATION
- PARTITION WALL WITH INSULATION
- FURRING WITH THERMAL INSULATION
- WT — WALL TYPES SEE SHEET A-901

1. FOR CORE DIMENSIONS SEE SHEETS : A -100'S
2. FOR STAIR AND ELEVATOR INFORMATION REFER TO SHEETS A-600'S
3. FOR BLOCKING DIMENSION AND DETAILS REFER TO SHEETS A-910
4. FOR COMMON AND CORRIDORS WALLS REFER TO SHEETS A-100'S
5. FOR SOUND INSULATION REFER TO FLOOR PLAN AND WALL TYPES
6. PROVIDE ACOUSTICAL RESILIENT UNDERLAYMENT MATERIAL UNDER ALL HARD SURFACES OVER FLOOR SLAB IN PLACES SUCH AS KITCHEN AND BATHROOMS. SEE FLOOR DETAIL.

FHA GENERAL NOTES AND LEGEND

1. ALL UNITS TO BE CONSIDERED "COVERED UNITS"
2. KITCHENS IN COVERED UNITS MUST BE ON ACCESIBLE ROUTE AND HAVE DOOR OPENING AT LEAST 32" CLEAR TO ALLOW PASSAGE.
3. PROVIDE CLEAR SPACE OF 30" X 48" IN FRONT OF ALL FIXTURES AND APPLIANCES.
4. CLEARANCE OF AT LEAST 40" BETWEEN ALL OPPOSING BASE CABINETS.
5. U SHAPPED KITCHENS W/SINK, RANGE OR COOKTOP @ CLOSED END MUST PROVIDED 60" TURN AROUND CLEARANCE.
6. CLEAR FLOOR SPACE CENTERED ON OVERALL SINK WHEN BOWLS ARE OF UNEQUAL SIZE.
7. IN STACKED WASHER/DRYER UNIT PROVIDE CONTROLS WITHIN THE REACH OF SEATED USERS.
8. CLEAR SPACE MUST BE CENTERED @ SINKS, COUNTERTOP OR RANGES.
9. COUNTERS MUST BE AT A STANDARD HEIGHT OF 36" FROM F.F.
10. IN ADAPTABLE DWELLING UNITS THE SHOWER ENCLOSURE WILL BE REMOVED.

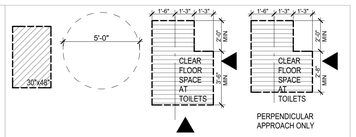

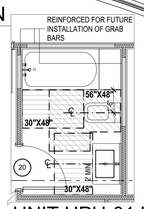

2 A-231 UNIT UPH-01 LOWER LEVEL BATH # 2 FHA BATHROOM (TYPE "B")

SCALE: 1/4" = 1'-0"

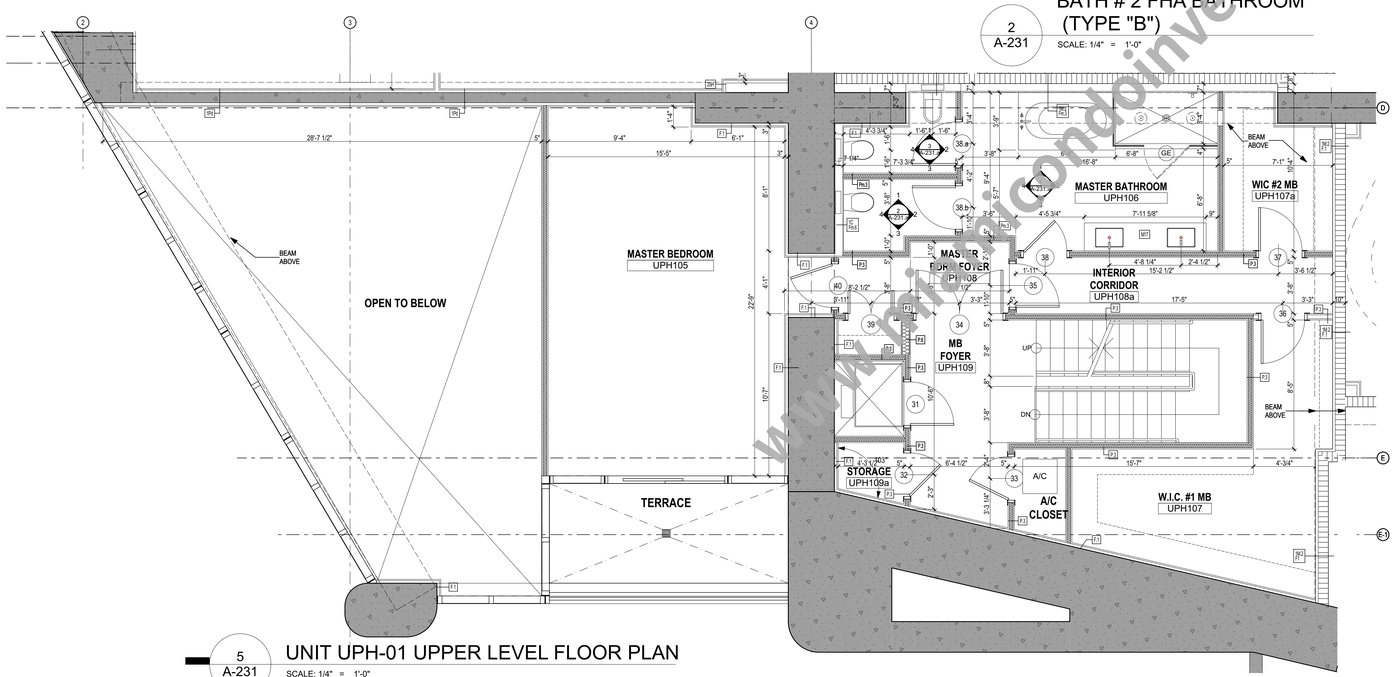

5 A-231 UNIT UPH-01 UPPER LEVEL FLOOR PLAN

SCALE: 1/4" = 1'-0"

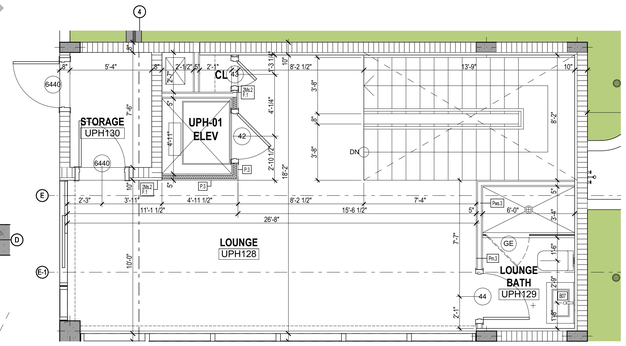

3 A-231 UNIT UPH-01 POOL DECK FLOOR PLAN

SCALE: 1/4" = 1'-0"

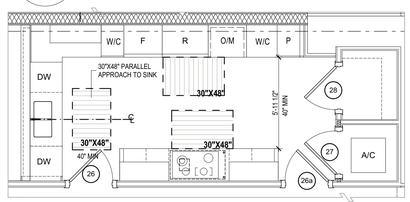

4 A-231 UNIT UPH-01 LOWER LEVEL FHA KITCHEN

SCALE: 1/4" = 1'-0"

UNIT APPLIANCE SCHEDULE
UPH 01
36" Refrigerator
30" Freezer
Merging Kit
42" Cooktop
30" Oven
24" Speed Oven
30" Speed Oven Trim
Integrated Dishwasher
Integrated Dishwasher
24" - Tall Wine Storage

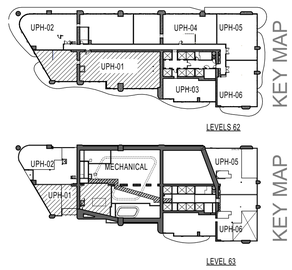

revuelta
architecture
international

Miami
Santiago, Chile

revuelta.com

2950 SW 27TH AVENUE,
SUITE 110
MIAMI, FL 33133

T. 305.590.5000
F. 305.590.5040

DESIGN BY

Luis O. Revuelta
AR 0007972

PROJECT

BRICKELL FLATIRON

Miami, Florida
1001 South Miami Avenue

OWNER INFORMATION

CMC GROUP

701 BRICKELL AVE,
SUITE 2410
MIAMI, FL 33131

Permit Revisions

2	01/31/2015	GENERAL COORDINATION
3	06/22/2015	BDC
6	11/11/2016	DIP
19	04/21/2017	GENERAL COORDINATION
26	05/19/2017	GENERAL COORDINATION
33	08/18/2017	GENERAL COORDINATION
44	11/28/2017	GENERAL COORDINATION

CONSULTANTS

ISSUED FOR:

PERMIT SET

Date
11/11/2016
Drawing

Check by

Scale
As Shown
Project No.
1344

A-231

These Design And Drawings Are The Copyrighted Property Of Revuelta Architecture International P.A. and May Not Be Reproduced Except with Specific Written Consent of the Architect.
The Contractor Must Check And Verify all Dimensions Of The Job And Be Responsible For Same. Reporting Any Discrepancies to The Architects Before Commencing work. Drawings Not to be Scaled.
File: BIM Server1\04 - BIM Server_1 - BIM Server 181\04_FLATIRON\04_BRICKELL FLATIRON - By emanuel - Date: 7/19/2018

www.miamicondoinvestments.com